



Centre for Audit & Performance Evaluation

CAPE Report | 2015-16



University of Science & Technology, Meghalaya

Techno City, Kiling Road, Baridua, 9th Mile, Ri-Bhoi, Meghalaya-793101

“ 5p for P ”

My Faculty-Performer Faculty

Participating to Serve

Punctuality to Deliver

Passionate to Achieve

Perseverance to Innovate

Progressive to Transform

He or She is

Performer Faculty - My faculty.

Conceptualized By	Mahbubul Hoque, Chancellor, USTM & Chairman, ERDF
Advisory Body	Dr P G Rao, Vice-Chancellor Dr RK Sharma, Pro Vice-Chancellor Prof Amarjyoti Choudhury, CV Raman Chair Professor Controller of Examination Cultural Forum, Sports Forum, R&D Division, Directorate of Competitive Examination & Event Management Team ERD Foundation, Guwahati
Evaluated & Monitored By	
Compiled By	Mrs Mehjabeen Rahman, ERDF
Verified By	Mr. J. Choudhury, Director, HR, ERDF
Review By	Mrs. Anju Hazarika, Registrar, Mr. Shamim Goney, Dy Registrar (Admin) Mr. Nurujjaman Laskar, Dy Registrar (Acad)

Appeal from Chancellor

Dear Faculty Friends,

As we say he or she is my father, mother, brother, sister, son, daughter or family, you also say USTM is my University. When we say something is mine, it shows the strong bonding and bonding compels one to stand for sacrifice of all kinds. Friends, with this bonding and belongingness the real transformation will take place. Time will come when we will see a world class University here in North East.

Let us work as a motivated team so that together we can succeed.

**M. Hoque,
Founder**

Message from Vice-Chancellor

Greetings of the season!

USTM is dedicated to the cause of high quality science and technology education and advanced research in frontier and cutting edge areas making it a University, where innovation, invention and entrepreneurship remain the cardinal focus and thrust. In such a gigantic task mentioned above, the role of Faculty forms the core activity and their performance decides on the outcome of the university. Hence, there is a need to assess and evaluate the performance of faculty and the Departments, so that they can continuously improve their performance.

Honorable Chancellor, USTM, M Hoque has taken a keen interest and developed a model for the Assessment and Performance Evaluation of Departments (DAPE) and Faculty (FAPE). The results of the year 2015-16, along with objectives, formats are presented in this report, which will be circulated to all the faculties. This is really an open form of assessment and it will continue incorporating the improvements with time.

I am sure the procedure of CAPE will be continuously updated to match with the time and so do the faculties to contribute to achieve the objectives of the University.

**PG Rao
Vice Chancellor, USTM**

Message from CV Raman Chair Professor of Applied Sciences

In the theatre of a university, both the teacher and the taught are the principal protagonists. Whereas the university takes upon itself to evaluate the performance of the taught, the achievements of teachers often remain unevaluated. However, it is clear that the achievements of teachers too need to be lauded so that others may also be inspired for excellence. This is how a university can collectively walk up to the desired level of excellence.

In this perspective it is praiseworthy that an effort has been initiated by the Chancellor of University of Science and Technology, Meghalaya to develop an objective frame of reference for such appraisals of faculty. I am sure that over time, it would evolve as a more precise matrix for performance evaluation of teachers.

**Amarjyoti Choudhury
C V Raman Chair Professor of Applied Sciences, USTM**

Centre for Audit & Performance Evaluation

“CAPE”

OBJECTIVE: *Creating holistic academic & research environment through competitive performance, showing accountability and responsibility to their duties.*

KEY PARTICIPANTS: Students, Administration, Controller of Examination, Office of the Registrar, R&D Division, Cultural Forum, Sports Forum, Event Management Team, Directorate of Competitive Examinations, other Committees, Operational Staff and Sponsor

OUTCOME: *“Evaluation of Acceptability and performance to the University Community with respect to others performance outlining indicators and scope for doing better in future”*

PERFORMER FACULTY: Committed Faculty having progressive mindset, discharging responsibility with passion & perseverance maintaining punctuality, participating in different activities facilitating holistic environment of teaching, learning and research to nurture the students creating a global destination producing competent human resource for the society and the nation fulfilling the mission & vision of USTM.

CONCEPTUALIZED & EVALUATED BY: ERD Foundation, Guwahati, promoter of USTM.

Index

SL. NO.	CONTEXT	PAGE NO
1.	Objective, Key Participant, Outcome	1
2.	Parameters for Evaluation	2-3
3.	Instructions for DAPE & FAPE	4
4.	Areas to be Covered in next Annual Performance Day	5
5.	Merits & Demerits of DAPE-FAPE	6
6.	DAPE Summary 2015-16	7-8
7.	Departmental Ranking (Overall + Comparative Chart with 2014-15)	9
8.	Department Wise Student Growth (3years)	10
9.	Department Wise Publication	11
10.	Departmental Contribution in Social Media	12
11.	Success in NET/SLET/GATE/ Other Competitive Examinations	13
12.	FAPE Summary 2015-16	14-19
13.	Top-20 Faculty (Overall)	20
14.	20 Lowest Performing Faculty (Overall)	21
15.	Ranking on Classes Taken By Faculty Members	22-24
16.	Attendance Summary	25-27
17.	Best 30 Most Attending Faculty	28
18.	30 Faculties with Highest leave during Peak Period	29
19.	Unpunctual Faculty (Campus & Classroom)	30-31
20.	Department Wise Best Faculty- Students' Feedback	32
21.	Department-wise Faculty with lowest Students' Feedback	32
22.	20 Faculties having Lowest Students' Feedback	33
23.	Faculty with more than 2 Paper Publication	34
24.	Top-20 Performer Faculty in Events	35
25.	Grading for Professors & Visiting Professors	36
26.	Projects & Funds by Faculty	37
27.	Rewards & Incentives	38
28.	Graphical Representation of Student Growth	39-44
29.	DAPE-FAPE 2014-15	45-53
30.	Departmental Target for Academic Session 2016-17	54-55
31.	Leave Rules	56
32.	Faculties with more than 2-days leave/month during Peak Period	57

PARAMETERS FOR EVALUATION

A. Faculty Assessment & Performance Evaluation

Parameters for FAPE:

SL. NO.	PARAMETERS	SCORE
1.	Students Feedback	50
2.	ERDF Monitoring	20
3.	Attendance	10
4.	Publication	10
5.	Event Contribution	10
6.	Controller of Examination	5
7.	Linkage/ Promotion/MoU Implementation	5
8.	Student Enrollment	5
9.	Project Proposal	5
	TOTAL	120
Parameters to be introduced from Session-2016-17	Punctuality/ Entry-Exit (Campus)	5
	Higher Education/Achievement	5
	Students Care & Monitoring	5
	Professional Correspondence/Approach with Authority	5
	Standard of Questions setting	5
	Lesson Plan & Syllabus Accomplishment	5
Total Score from Session 2016-17		150

B. Departmental Assessment & Performance Evaluation

Parameters for DAPE -

SL. NO.	PARAMETERS	SCORE
1.	Growth in Student Enrollment	20
2.	Students' Attendance	10
3.	Faculty Attendance	5
4.	Seminar/Workshop/Conference	5
5.	Expert Lectures by invited Speakers/Visiting Faculty	5
6.	Industrial & Institutional visits	5
7.	Publications	15
8.	MoU implementation & Collaboration	10
9.	Welfare Activities in nearby locality	5
10.	Projects/ Funds/ Sponsorship Recieved	5
11.	Placement/ Alumni Data Base	10
12.	Overall contribution in Event (By EMT)	5
13.	Patents & Research	5
14.	Scholarship Received	5
15.	Competitive Exams Success & Effort)	10
16.	Media presence including Social Media	5
17.	Extra Curricular Activities like Debate, Quiz, GD, Presentation etc.	5
18.	Discipline	5
19.	ERDF	25
	Total	150
Parameters to be introduced from Session-2016-17	Standard of Questions setting	5
	Professional Correspondence/Approach with Authority	5
	Talents Database	5
	Presence, participation and professionalism of students/Faculty	5
	Cultural Contribution & Participation	5
	Sports Participation	5
	Maintenance of Records	5
	Display/Exhibition of achievements	5
NB: The Weightage Of The Parameters Will Be Adjusted To A Total Score Of 150		

INSTRUCTIONS FOR DAPE & FAPE

1. The Pre-Department Day presentations by departments will be held after 6 months from the commencement of classes of the session; Annual Department Day presentations will be held after one year from the commencement of classes of the session.
2. The departmental presentation will be scheduled within 45 days from the end of classes of the semester.
3. The DAPE & FAPE is evaluated on the parameters mentioned for both the department and individual faculty.
4. Faculties have to publish at least 2 papers in journals of national/international repute having good impact factor in a session.
5. To provide sufficient time to faculty and to create a research environment, the management has taken decision that from the new semester onwards every alternate Saturday shall be a holiday for the students and faculties shall come for research and paper publication. The working hour for these Saturdays shall be till 4pm. However, if and when need arise considering the completion of syllabus, the facility may be withdrawn.
6. The score for Publications & Research will be given by Prof Amarjyoti Choudhury, CV Raman Chair Professor of Applied Sciences. The faculties are to update their Publication & Research information with the Senior Research Officer.
7. The score for the standard of questions set will be given by Prof Amarjyoti Choudhury, CV Raman Chair Professor of Applied Sciences.
8. Proof for Media Coverage like paper cuttings, photographs etc are to be filed so that it can be shown during the presentation.
9. A Photo Album of various Welfare Activities is also to be maintained.
10. Contribution in Events must be recorded along with recommendations from Committee.
11. The score for the Cultural Contribution will be given by Cultural Forum, Sports Participation from Sports Forum, Competitive Exams by Directorate of Competitive Examinations.
12. Regularly irregular faculty in both entry to campus & Classroom & also exit from the campus & classroom will not be included as performer faculty. Even though their name emerges as performer. A sum of Rs 1000/- will be deducted from the faculties who are regularly unpunctual.
13. Feedback of students will be categorized based on their seriousness & performance to minimize the error.

Areas To Be Covered In Future Evaluation:

- Performance Evaluation for **administrative staff /operational staff and also students** will be covered phase wise under CAPE and will be presented time to time.
- **School-Wise** Performance will also be covered in the next evaluation.
- Parameters like **Punctuality, Higher Education/Achievement, students care & monitoring** shall be added to the next FAPE.
- **Standard of Questions set** by both the Department & individual Faculty will also be evaluated.
- DAPE will also include parameters like **Talents Database** related extracurricular & participation in indoor/outdoor activities, sports, culture along with **presence, participation and professionalism of students/Faculty**.
- **Display/Exhibition of achievements** Department-wise in the next Annual Performance Day.

Merits & Demerits

MERITS:

- Post evaluation Indicators helps management/sponsor to understand and appreciate the performers along with advisory idea for others.
- Eligible and qualified Faculties got the opportunity to work at USTM and so this evaluation is not degrading one's status/dignity but to know the performance status with respect to performance shown by fellow faculty and also to know the desire/satisfaction level of students on the faculty's accomplishment/delivery.
- The system is a yardstick for career advancement like promotion, increment and incentives etc.
- It will help identify the non-performers and category-wise also instigate them to improve their performance.
- It will help management to take up schemes for faculty development.
- The evaluation aims for the progress of the faculty guiding and assisting them in achieving efficiency and competence.
- The evaluation offers an opportunity to think about the upcoming year and develop goals and set targets.

DEMERITS:

- The system at the initial stage may have some marginal errors; possibility of 10-20% errors in collection data & subsequent evaluation in both DAPE and FAPE.
- The evaluation may lead to low self esteem to low performers.
- In some case few students out of gurge give less mark to the teacher, in the same way some students in some cases give undue high score to some teachers from whom they get undue favor.
- Attendance of some faculty members is high but delivery of his/her service is less.

DAPE : 2015~16

Detailed Breakup of Departmental Assessment & Performance Evaluation (DAPE): 2015-16

Department/ Section	Enroll ment	Attendance		Seminar/ Workshop	Visiting faculty	Industrial & Institutional visits	Publication	MoU implement	Welfare Activities	Projects Placement / Alumni	Events Research	Patents & Scholarship Received	Success in Competitive Exams	Media GD/Paper present	Discipline	ERDF	Total	
		Student	Faculty															
SCORE	20	10	5	5	5	5	15	10	5	5	5	5	10	5	5	5	25	150
Zoology	20	8.7	4.4	3	5	3	5	7	3	5	4	3	2	4	1	4	22	112.1
Social Work	15	8.3	4.5	4	3	5	5	5	5	0	4	0	2	4	2	4	18	95.8
Chemistry	18	8.6	4.7	3	3	3	11	5	0	0	2	0	2	0	4	5	17	95.3
Com & Economics	10	9.2	4.5	4	4	3	12	7	3	0	2	0	5	4	4	3	16	93.7
Rural Development	13	9.6	4.2	2	1	2	15	5	4	0	3	0	1	0	3	4	18	90.8
Earth Science	13	7	4.3	4	2	3	12	8	3	3	2	0	0	4	1	4	16	90.3
Botany	15	9.3	4.4	3	3	2	12	3	0	3	1	0	4	0	1	4	14	85.7
Library & Inf. Sc	12	3.6	4.6	3	2	4	12	0	0	0	3	0	0	6	4	4	14	80.2
Business Admin	3	6.3	4.6	4	4	3	10	8	4	0	4	0	4	2	3	3	12	79.9
Education (PQSE)	17	9.5	4.4	3	1	2	8	0	0	0	2	0	5	0	3	3	13	75.9
Sociology	15	7.3	4.7	4	1	2	5	0	2	2	4	0	2	0	2	4	18	75
Law (USLR)	8	6.9	4.2	4	4	3	5	3	0	0	2	0	0	4	3	5	20	72.1
Applied Biology	13	6.8	4.6		1	1	6	3	3	0	2	1	2	0	1	3	14	67.4
Public Admin & Pol Sc	12	8.8	4.1	2	2	1	3	3	0	0	3	0	0	0	1	3	13	61.9
English	15	5.5	4	2	2	2	3	0	3	0	4	1	0	1	1	4	14	61.5
Comp Sc. & Electronics	10	4.9	4.5	4	1	2	4	0	0	0	2	0	0	0	2	3	12	55.4
Physics																		
Mathematics																		

Not Evaluated

Departmental Assessment & Performance Evaluation
DAPE RANKING
(Overall + Comparative Chart)
Academic Session: 2015-16

Department	2015-16		2014-15
	Score (150)	Rank	Rank
Zoology	112.1	1 st	1 st
Social Work	95.8	2 nd	6 th
Chemistry	95.3	3 rd	11 th
Com & Economics	93.7	4 th	8 th
Rural Development	90.8	5 th	7 th
Earth Science	90.3	6 th	5 th
Botany	85.7	7 th	3 rd
Library & Inf. Sc	80.2	8 th	10 th
Business Admin	79.9	9 th	4 th
Education (PQSE)	75.9	10 th	15 th
Sociology	75	11 th	2 nd
Law	72.1	12 th	New
Applied Biology	67.4	13 th	9 th
Public Admin & Pol Sc	61.9	14 th	12 th
English	61.5	15 th	13 th
Comp Sc. & Electronics	55.4	16 th	14 th
Physics	Not Evaluated		
Mathematics			

Student Enrollment [Last 3 Years]

DEPARTMENT	UG			PG						
	Year			Year						
	2014	2015	2016	2014	2015	2016				
Biotechnology	117	124	112	97	81	72	M.Sc. Biotechnology	20	43	40
Zoology	79	122	159	B. Sc. Electronics 7	6	17	M.Sc. Botany	45	91	78
Botany	45	91	86	BSW	10	21	M.Sc. Zoology	79	122	131
Chemistry	51	100	138	B. A. Sociology	19	33	M.Sc. Chemistry	51	100	119
Social Work	93	65	64	BCA	22	28	MCA	25	17	20
Sociology	58	81	70	B. Com	12	10	MSW	83	46	43
Rural Development	25	32	23	BBA	19	23	MA Sociology	39	48	26
Public Admin & Pol Sc	32	18	68	B.Sc. Food Sc	-	18	MA Rural Development	25	32	23
English	54	83	91	BA-LLB	-	13	M.Sc. Environmental Sc	8	9	10
Library & Inf. Sc	15	16	17	BA Psychology	-	-	MA Public Admin	32	18	5
Business Admin	48	55	48	B. ED	100	42	MLISc	15	16	17
Com & Economics	95	111	85	B Sc Zoology	-	-	MBA	29	32	22
Earth Science	57	86	63	B Sc Botany	-	-	M Com	57	63	34
Education	100	42	141	B Sc Chemistry	-	-	MA Economics	26	38	43
Comp Sc. & Electronics	62	67	84	BA English	-	-	MA English	54	83	81
Food Science & Tech	-	18	28				MA Geography	49	77	53
Law	-	23	35	TOTAL	269	476	M.Sc. Electronics	8	10	5
Physics	-	-	62				MA Pol Sc	-	-	63
Mathematics	-	-	18				M.Sc. Mathematics	-	-	18
							M.Sc. Physics	-	-	62
							M.Sc. Wildlife Conservation	-	-	8
GRAND TOTAL	931	1144	1413				MA Education	-	-	26
							LLB	-	10	10

Department-Wise Paper Publication

Academic Session: 2015-16

The number of Paper Published by Faculty members in Journals of National & International repute is taken into consideration. Weightage is give to paper published in Peer Reviewed Journals with good Impact Factor.

Department	No of Paper Published
Commerce & Economics	25
Business Administration	23
Rural Development	18
Botany	12
Earth Science	12
Chemistry	8
Applied Biology	5
Library & Information Science	5
Sociology	5
Zoology	4
Education	4
Social Work	3
Computer Science & Electronics	2
Public Admin & Pol Sc	2
Law	2
English	1
Physics	Not Evaluated
Mathematics	

*Departmental Contribution
In Social Media*

Session: 2015-16

The evaluation is based on the activities of the department in media both electronic and print media including social media like Facebook, You-Tube etc.

SL NO	DEPARTMENT	RANK
1.	Commerce & Economics	1
2.	Zoology	2
3.	Social Work	3
4.	English	4
5.	Business Administration	5
6.	Applied Biology	6
7.	Education	7
8.	Botany	8
9.	Earth Science	9
10.	Sociology	10
11.	Chemistry	11
12.	Computer Science & Electronics	12
13.	Rural Development	13
14.	Public Admin & Pol Sc	14
15.	Law	15
16.	Library & Information Science	16
17.	Physics	New
18.	Mathematics	New

Success in NET/SLET/GATE/ Other Competitive Examinations

Academic Session 2015-16

SL. NO.	NAME	DEPARTMENT	EXAMINATION QUALIFIED
1.	MS. RAJASHREE SAIKIA	Commerce & Economics	UGC-NET
2.	MR BHOPAN MADAR	Social Work	UGC-NET/JRF
3.	MR KESHAB BRAHMA	Library & Information Sc	UGC-NET
4.	MR DEEPAK UPADDHAY	Zoology	GATE-2016
5.	MS. MINKI SIMAI	Earth Science	SLET
6.	MR BISWAJIT DAS	Business Admin	IBPS-PO

Note: In order to encourage students in achieving academic excellence the management of the University has committed to return the entire Admission Fees along with the Semester Fees to students who have qualified any Competitive Examination including NET/SLET/GATE etc.

FAPE : 2015~16

FACULTY ASSESSMENT AND PERFORMANCE EVALUATION

Academic Session 2015-16

RANK	Name of Faculty	Students Feedback (45)	Attendance (10)	COE (5)	ERDF(25)	Event Contribution (10)	Linkage (5)	Student Enrollment (5)	Publication (10)	Project Proposal (5)	Total (120)
1	MR. ANGSHUMAN DUTTA	40.3	10	4	20	8	3	4	2	0	91.3
2	Mr. ARUP NAMA DAS	41	9.3	3	19	6	3	4	4	0	89.3
3	RUPAM ROY	43.8	10	4	15	5	3	0	7	0	87.8
4	DR. PAPIYA DUTTA	41.1	9.5	3	18	6	2	2	6	0	87.6
5	DR. SANDEEP GUPTA	38	9.5	4	19	8	2	2	0	0	82.5
6	MR. DEBASHISH BORAH	42.4	9.7	3	16	7	0	0	4	0	82.1
7	MR. SUBASH LIMBU	41	10	4	15	6	0	0	5	0	81
8	DR. BHAKTIAR HUSSAIN	35.6	9.7	3	19	6	3	4	0	0	80.3
9	DR. ABDUR RASHID	34	9.9	4	17	6	0	3	6	0	79.9
10	MR. GAUTAM GOGOI	36.6	8.9	4	18	7	3	1	2	0	79.5
11	Dr. SUBHASISH ROY	39.3	9.4	4	14	3	0	1	6	2	78.7
12	MR. SHAMIKHU CHANGMAI	37.5	9.9	4	15	3	2	0	6	1	78.4
13	MS. SUDESHNA NATH	39.4	9.6	5	18	4	0	2	0	0	78
14	MS. PALME BORTHAKUR	37.4	9.5	4	14	6	1	2	4	0	77.9
15	DR. ANUP BORDOLOI	37.2	9.4	3	13	6	2	2	4	0	76.6
16	DR PALLABI BORAH	43.1	9.6	4	14	0	0	0	4	1	75.7
17	MS. JYOTI HATIBORUAH	40.6	9.7	4	15	2	0	0	4	0	75.3
18	DAISY SHARMAH	43.2	9	3	14	6	0	0	0	0	75.2
19	SANGEETA BORKAKOTY	42	9.1	3	15	6	0	0	0	0	75.1
20	Dr. RANJAN DUTTA KALITA	39.1	8.9	3	15	6	1	0	2	0	75
21	MRS. RASHMI R. BARUAH	44.3	7.2	3	10	4	0	0	6	0	74.5
22	MS. FAHMIDA SAHEEN BORA	40	9.7	3	16	5	0	0	0	0	73.7

23	MS. FARIZA SAIDIN	38	9.6	5	13	4	0	2	2	0	73.6
23	SHOFIUR RAHMAN	43	9.6	4	13	0	0	0	4	0	73.6
24	DR. DEEPAK KR PRADHAN	40.3	8.2	3	12	3	0	2	5	0	73.5
25	MS. BARNALI SHARMA	37.6	9.2	4	16	6	0	0	0	0	72.8
26	MS. PRAMASA SAIKIA	27	9.5	4	22	6	0	2	2	0	72.5
26	MD AKKAS ALI	40.5	8	4	10	6	2	2	0	0	72.5
27	DR. PRABIN PHANJOM	37.2	9	3	14	5	0	0	4	0	72.2
27	MR. RIZAUL KARIM AHMED	40	9.2	3	16	2	0	2	0	0	72.2
28	SUFIAN AHMED TAPADAR	40	9	4	16	2	1	0	0	0	72
29	DR.BULBUL ACHARJEE	35.4	9.9	3	15	4	0	0	4	0	71.3
30	DR. DURLOV SAIKIA	37.4	8.8	4	11	3	0	2	2	3	71.2
31	MRS. AJANTA BHUYAN	39.6	7.3	4	14	0	0	0	6	0	70.9
32	DAISY KALITA	39	8.6	3	15	5	0	0	0	0	70.6
33	AMEERA YASMIN	40.8	4.5	4	10	5	2	1	2	0	69.3
34	MS. SUKANYA KASHYAP	42.5	8.6	4	14	0	0	0	0	0	69.1
35	MR. HARI MALL THAKURI	34.2	9.7	4	15	4	0	0	2	0	68.9
36	DR. PRABAL SARKAR	35.6	9.2	3	12	4	2	1	2	0	68.8
37	RANJANA DEKA	35	9.7	4	15	3	0	2	0	0	68.7
38	Mr. SATYAKAM AGARWALA	42.1	9.4	3	14	0	0	0	0	0	68.5
39	MS. GIRIMALIKA SARMA	23.8	9.6	2	22	7	2	2	0	0	68.4
40	BIBHARANI SWARGIARY	39.3	8.8	4	11	5	0	0	0	0	68.1
40	MS. ALI BORDOLOI	38.6	9.5	4	14	0	0	2	0	0	68.1
40	WANAZ NASREEN ISLAM	40	9.1	3	15	0	0	1	0	0	68.1
41	MS. HIMADRI DUWARAH	45	9	2	10	2	0	0	0	0	68
42	MR. RASHIDUZZAMAN PRADHANI	44.4	9.5	4	10	0	0	0	0	0	67.9
43	DR. SHAFIQUH ISLAM BHUYAN	30.8	9	3	14	2	1	0	8	0	67.8
44	DR. MD. MAQBUL ALI	36.4	9.3	3	14	0	0	0	2	3	67.7
45	DR. POLAKSHI BHATTACHARJEE	37	9	3	12	0	0	0	6	0	67

46	LALIT SAIKIA	33.3	9.6	4	13	5	0	0	2	0	66.9
47	MS. POLLY BORGHAIN	36.3	9.4	4	13	2	0	0	2	0	66.7
48	MS. JEEMONI KALITA	43	9.5	4	10	0	0	0	0	0	66.5
48	MR. BAHARUL ISLAM LASKAR	40.7	9.8	3	11	1	0	1	0	0	66.5
48	PRATEETI BARMAN	33	8.5	4	15	6	0	0	0	0	66.5
49	MR. AMINUL HUSSAIN	30.7	9.7	4	15	6	0	1	0	0	66.4
50	MS. DIMPLE BHARALI	39	7.3	4	10	2	0	2	2	0	66.3
51	Dr. MILU RANI DAS	34.7	9.5	3	12	5	0	0	2	0	66.2
52	DR. ANURADHA SINGHA	39	9	4	10	0	0	0	4	0	66
52	SARMISTHA NEOG	40.2	7.8	4	14	0	0	0	0	0	66
53	PRIYANKA DEKA	40.5	8.2	3	10	2	0	0	2	0	65.7
53	MR. MAZHARUL ISLAM	43.5	9.2	3	10	0	0	0	0	0	65.7
54	MR. NILIM JYOTI GOGOI	42.3	9.3	4	10	0	0	0	0	0	65.6
55	MS. ANNU DEVI	36.7	9.8	3	12	4	0	0	0	0	65.5
56	DR. Y LOKESHWOR SINGH	38.9	8.3	3	10	0	0	0	0	5	65.2
56	ROBIUL AWAL	35	9.2	3	12	4	0	0	2	0	65.2
57	MS. SONY KUMARI	28	9.1	3	14	4	0	0	7	0	65.1
58	DR. PARBIN SULTANA	36.6	9.1	3	10	0	0	0	6	0	64.7
59	DR NIBEDITA BANIK	38	9	4	10	0	0	0	2	1	64
60	MS. BARSHA BHUYAN	36.3	9.1	4	10	0	0	0	4	0	63.4
61	NEELAM KUMARI CHETRY	38	9.3	4	10	0	0	0	2	0	63.3
61	MR. BIKRAMADITYA BARMAN	35.6	9.7	4	10	0	0	0	4	0	63.3
62	MS. SANGHAMITRA CHOUDHURY	39.7	9.5	4	10	0	0	0	0	0	63.2
63	SURANJANA BHASWATI BORAH	34.8	9.3	4	10	0	0	0	4	1	63.1
64	DR NABAJEET BARMAN	36	8.8	4	10	0	0	0	4	0	62.8
65	SABITA DUTTA	37	9.8	3	10	0	0	0	2	0	61.8
66	ANASUYA BARTHAKUR	38.7	9	4	10	0	0	0	0	0	61.7
66	MR. ZACHARIAS TIRKEY	35.4	8.3	3	12	3	0	0	0	0	61.7

67	MR. MANOJ KUMAR SHARMA	32	6.5	3	13	2	3	0	2	0	61.5
68	MS. JAKIA YASMIN	41	8.4	2	10	0	0	0	0	0	61.4
69	MITALI SARMA	38.6	8.5	4	10	0	0	0	0	0	61.1
70	DR SUPARNA DHAR	37.3	9.6	4	10	0	0	0	0	0	60.9
71	MR. SAMSUL ISLAM	36.7	10	4	10	0	0	0	0	0	60.7
72	AMRITA DEVI	37.5	9	4	10	0	0	0	0	0	60.5
73	DR. SHANKAR THAPPA	30.6	9.8	3	10	2	0	0	5	0	60.4
74	MS. SHABIHA N HAZARIKA	37.8	9.5	3	10	0	0	0	0	0	60.3
75	MR. M. HASAN LASKAR	34	9	4	13	0	0	0	0	0	60
76	ALIKA BORPHUKAN BORAH	37.2	9.7	3	10	0	0	0	0	0	59.9
77	DR. NABARUN PURKAYASTHA	32	9.6	4	10	0	0	0	4	0	59.6
78	MS. UPASANA SARMA	37.8	8.5	3	10	0	0	0	0	0	59.3
78	MS. SANGITA MAHANTA	35.5	7.8	3	13	0	0	0	0	0	59.3
79	DR. DEBOJA SARMAH	37.6	8.9	2	10	0	0	0	0	0	58.5
80	MS. CHITRALEKHA KOTOKY	37	9.3	2	10	0	0	0	0	0	58.3
81	UDDIPTA SINHA LASKAR	34	9.5	4	10	0	0	0	0	0	57.5
82	DR BEDABATI CHOUDHURY	32	9.8	3	10	2	0	0	0	0	56.8
83	KHANJANA HAZARIKA	33	9.5	4	10	0	0	0	0	0	56.5
84	SHEHNAZ PARVEEN HAQUE	33.3	9.5	3	10	0	0	0	0	0	55.8
85	MS. SHALLEYMA KARIM	40.7		3	11	0	0	1	0	0	55.7
86	BANANI BASISTHA	36	6.2	3	10	0	0	0	0	0	55.2
87	ER. KANAK CHANDRA BORA	28	10	4	10	0	0	0	2	0	54
87	MS. PALLABI HAZARIKA	35.3	4.7	4	10	0	0	0	0	0	54
88	DR MATUSHI DAS	32.4	8.5	3	10	0	0	0	0	0	53.9
89	BHUSITA SARMA	29.6	9.5	4	10	0	0	0	0	0	53.1
90	MS. ANGSUMALA CHOUDHURY	27.5	9	0	12	0	0	0	0	0	48.5
91	DR. PRITAM P. GOSWAMI	28.7	5	4	10	0	0	0	0	0	47.7
92	PALLABI BARUAH	22	4.8	4	13	0	0	0	0	0	43.8

Newly Joined Faculty (Not Evaluated)												
1.	MS NINJA BEGUM											
2.	DR. AKAN DAS											
3.	DR DIPANKAR DUTTA											
4.	DR SERAM ANIL SINGH											
5.	MR JITEN MECH											
6.	DR ANINDITA BHATTACHARYA											
7.	MS UDDIPANA KALITA											
8.	DR JASMINE CHOUDHURY											
9.	MR ANKUR GOSWAMI											
10.	MS PRANAMI BHATTACHARYA											
11.	MR ANUJ CHOUDHURY											
12.	SWORD RONRA SHIMARY											
13.	DR DIPONGPOU											
14.	DR YELAM PRIYAMBADA DEVI											
15.	MS KHUSHBOO KUMAR											
16.	MR PRANJAL BORAH											
17.	MD. EAHYA AL HUDA											
18.	MR NITU BORGHAIN											
19.	MR ALAKESH DAS											
20.	DR MAYURI DEVI											
21.	MS CHANDAMITA SARMA											
22.	MS KARABI RAJBANGSHI											
23.	DR GITUMANI SARMA											
24.	MR RIDIP SARMA											
25.	SAIKAT MAZUMDER											

TOP 20 FACULTY BASED ON ALL PARAMETERS

Academic Session 2015-16

Sl. No.	Name of Faculty	Department	TOTAL (120)
1.	MR. ANGSHUMAN DUTTA	Business Admin	91.3
2.	MR. ARUP NAMA DAS	Zoology	89.3
3.	RUPAM ROY	Business Admin	87.8
4.	DR. PAPIYA DUTTA	Rural Development	87.6
5.	DR. SANDEEP GUPTA	Sociology	82.5
6.	MR. DEBASHISH BORAH	Applied Biology	82.1
7.	MR. SUBASH LIMBU	Commerce & Economics	81
8.	DR. BAKHTIAR HUSSAIN	Zoology	80.3
9.	DR. ABDUR RASHID	Commerce & Economics	79.9
10.	MR. GAUTAM GOGOI	Library Science	79.5
11.	Dr. SUBHASISH ROY	Chemistry	78.7
12.	MR. SHAMIKHU CHANGMAI	Earth Science	78.4
13.	MS. SUDESHNA NATH	Education	78
14.	MS. PALME BORTHAKUR	Earth Science	77.9
15.	DR. ANUP BORDOLOI	Computer Sc & Electronics	76.6
16.	DR. PALLABI BORAH	Chemistry	75.7
17.	MS. JYOTI HATIBORUAH	Business Admin	75.3
18.	MS. DAISY SHARMAH	Computer Sc & Electronics	75.2
19.	MS. SANGEETA BORKAKOTY	Computer Sc & Electronics	75.1
20.	Dr. RANJAN DUTTA KALITA	Applied Biology	75

20-Lowest Performing Faculties (Overall)

Academic Session 2015-16

The evaluation is based on all the parameter of Faculty Assessment and Performance Evaluation.

Sl. No.	Name of Faculty	Total (120)
1.	PALLABI BARUAH	43.8
2.	DR. PRITAM P. GOSWAMI	47.7
3.	MS. ANGSHUMALA CHOUDHURY	48.5
4.	BHUSITA SARMA	53.1
5.	DR MATUSHI DAS	53.9
6.	ER. KANAK CHANDRA BORA	54
7.	MS. PALLABI HAZARIKA	54
8.	BANANI BASISTHA	55.2
9.	MS. SHALLEYMA KARIM	55.7
10.	SHEHNAZ PARVEEN HAQUE	55.8
11.	KHANJANA HAZARIKA	56.5
12.	DR BEDABATI CHOUDHURY	56.8
13.	UDDIPTA SINHA LASKAR	57.5
14.	MS. CHITRALEKHA KOTOKY	58.3
15.	DR. DEBOJA SARMAH	58.5
16.	MS. UPASANA SARMA	59.3
17.	MS. SANGITA MAHANTA	59.3
18.	DR. NABARUN PURKAYASTHA	59.6
19.	ALIKA BORPHUKAN BORAH	59.9
20.	MR. M. HASAN LASKAR	60

Ranking on Classes Taken By Faculty Members

(Jan-June, 2016)

The ranking is based the number of Theory Classes taken in one semester by a faculty member

Rank	Name of Faculty	Total Classes Taken
1	Ms. Neelam Kumari Chetry	349
2	Ms. Gautam Gogoi	335
3	Dr Parbin Sultana	331
4	Ms. Barnali Sarma	327
5	Ms. Polly Borgohain	326
6	Mr. Harimall Thakuri	311
7	Ms. Pramasa Saikia	310
8	Mr. Subhash Limbu	308
9	Mr. Robiwul Awal	297
10	Dr Moutushi Das	295
11	Dr Millu Rani Das	293
12	Ms. Barasha Bhuyan	288
12	Dr Polakshi Bhattacharyya	288
13	Ms. Amrita Devi	284
14	Ms. Sony Kumari	283
15	Dr Probin Phanjom	282
16	Mr. Rizaul Ahmed	280
17	Dr Suparna Dhar	279
18	Ms. Sabita Dutta	275
19	Mr. Bikramaditya Barman	268
20	Dr Maqbul Ali	267
21	Mr. Arup Nama Das	265
21	Dr Bakhtiar Hussain	265
22	Dr Prabal Sarkar	260
22	Dr. Alike Borphukan	260
23	Md. M H Laskar	256
24	Dr. Kanak Ch Bora	255
25	Mr. Debasish Bora	247
26	Ms. Ajanta Bhuyan	244
27	Ms. Girimallika Sarma	237
28	Dr Sufian Tapadar	235
28	Mr. Raja Baishya	235
28	Ms. Sanghamitra Choudhury	235
29	Dr Anuradha Singha	233
30	Dr Y Lokeswar Singh	230

31	Ms. Shabiha N Hazarika	229
32	Mr. Shofiur Rahman	228
33	Ms. Jyoti Hatbaruah	225
34	Dr Bedabati Chowdhury	222
35	Dr Bulbul Acharjee	220
35	Mr. Aminul Hussain	220
36	Ms. Sukanya Kashyap	219
37	Dr S I Bhuyan	218
38	Dr Nabarun Purkayastha	217
39	Ms. Sangita Mahanta	216
40	Ms. Daisy Sharmah	215
41	Mr. Angshuman Dutta	210
42	Ms. Rashmi R. Baruah	209
43	Ms. Chitralekha Kataki	207
43	Mr. Satyakam Agarwala	207
44	Mr. R. Prodhani	203
45	Ms. Jeemoni Kalita	202
46	Dr Deboja Sharma	201
47	Ms. Dimple Bharali	198
48	Dr Sankar Thappa	195
49	Ms. Sangeeta Borkakoty	189
49	Ms. Bibha Rani Swargiary	189
50	Ms. Bhushita Sharma	188
51	Ms. Jakia Yasmin	184
51	Mr. Rupam Roy	184
52	Mr. Mazharul Islam	183
52	Ms. Priyanka Deka	183
53	Ms. Ranjana Deka	179
53	Mr. Zacharias Tirkey	179
54	Ms. Upasana Sharma	178
54	Dr Ranjan Dutta Kalita	178
55	Dr Abdur Rashid	175
55	Ms. Anasuya Borthakur	175
56	Dr Surajit Nath	173
56	Mr. Uddipta S Lahkar	173
57	Mr. B I Laskar	172
58	Dr Anup K Bordoloi	170
58	Ms. Khanjana Hazarika	170
59	Ms. Prateete Barman	169
60	Ms. Fahmida S. Bora	167
61	Dr Sandeep Gupta	161
62	Ms. Sudeshna Nath	156

63	Mr. Nilim Jyoti Gogoi	155
64	Dr Papiya Dutta	144
65	Ms. Daisy Kalita	142
66	Ms. Himadri Duwarah	140
66	Ms. Fariza Saidin	140
67	Ms. Wanaz N Islam	132
68	Mr. Samsul Islam	125
69	Mr. Manoj Kr Sharma	121
70	Ms. Ameera Y Mazumder	120
71	Ms. Sarmistha Neog	118
72	Mr. Akkas Ali	115
73	Ms. Banani Basistha	112
74	Ms. Mitali Sarma	106
75	Dr Deepak Pradhan	96
76	Ms. Shalleyma Karim	86
77	Ms. Annu Devi	84
78	Ms. Pallabi Baruah	77
79	Ms. Karabi Bhattacharyya	73
80	Ms. Shehnaz P Haque	67
81	Mr. Dhanmoni Kalita	53
82	Ms. Ali Bordoloi	47
83	Dr Jasmine A Choudhury	44

N.B. This table may have sufficient error & in future data will be collected seriously to reduce the range of errors.

Faculty Leave (Peak Period) 2015-16

The time period of commencement of classes to the end of classes in Odd Semester, i.e. August to November and similarly during Even Semester, i.e. February to May is considered the peak period. The faculty members are encouraged to avoid leave during the peak period; they can avail leave during the non-peak period.

SL. NO.	FACULTY NAME	AUG-NOV 2015	FEB-MAY 2016	Peak Period TOTAL	TOTAL LEAVE
1.	MR. ANGSHUMAN DUTTA	0	0	0	1
2.	ER. KANAK CHANDRA BORA	0	0	0	1
3.	DR.BULBUL ACHARJEE	0	1	1	3
4.	RUPAM ROY	2	0	2	3
5.	MR. SUBASH LIMBU	2	0	2	3
6.	MS. JYOTI HATIBORUAH	0	3	3	6
7.	MR. HARI MALL THAKURI	0	3	3	10
8.	MS KHANJANA HAZARIKA	0	3	3	12
9.	MR. BIKRAMADITYA BARMAN	1	2	3	15
10.	DR. ABDUR RASHID	2	2	4	6
11.	MS SABITA DUTTA	1	3	4	7
12.	MR SHOFIUR RAHMAN	2	2	4	9
13.	MR LALIT SAIKIA	0	4	4	9
14.	MS. PRAMASA SAIKIA	1	3	4	14
15.	DR. SHANKAR THAPPA	2	3	5	7
16.	MR. SHAMIKHU CHANGMAI	0	5	5	7
17.	MR. DEBASHISH BORAH	3	2	5	8
18.	MR UDDIPTA SINHA LASKAR	1	4	5	8
19.	MS. ANNU DEVI	4	1	5	10
20.	MS. PALME BORTHAKUR	1	4	5	16
21.	DR. BHAKTIAR HUSSAIN	4	2	6	10
22.	DR PALLABI BORAH	2	4	6	12
23.	DR. ANURADHA SINGHA	2	4	6	29
24.	MS RANJANA DEKA	3	4	7	9
25.	MS KARABI BHATTACHARYA	-	7	7	9
26.	MR. RASHIDUZZAMAN PRADHANI	4	3	7	13
27.	MS NEELAM KUMARI CHETRY	4	3	7	17
28.	MS ALIKA BORPHUKAN BORAH	2	6	8	8
29.	MR. AMINUL HUSSAIN	4	4	8	10
30.	MS. AJANTA BHUYAN	3	5	8	78
31.	DR. SANDEEP GUPTA	1	8	9	9
32.	MS. JEEMONI KALITA	3	6	9	13
33.	MS. SANGHAMITRA CHOUDHURY	3	6	9	13
34.	DR. NABARUN PURKAYASTHA	5	4	9	14
35.	MS. POLLY BORGHAIN	2	7	9	16
36.	MR. NILIM JYOTI GOGOI	4	5	9	16
37.	MS AMRITA DEVI	3	6	9	16
38.	DR. MILU RANI DAS	6	4	10	13
39.	DR. ANUP BORDOLOI	4	6	10	15
40.	MS. SHABIHA N HAZARIKA	7	3	10	1
41.	Mr. SATYAKAM AGARWALA	8	2	10	18

42.	MR. RIZAUUL KARIM AHMED	5	5	10	24
43.	MS. SUDESHNA NATH	5	5	10	19
44.	MS. GIRIMALIKA SARMA	5	6	11	11
45.	MS. CHITRALEKHA KOTOKY	6	5	11	21
46.	MR. MAZHARUL ISLAM	7	4	11	22
47.	MS. BARSHA BHUYAN	4	7	11	27
48.	MS. UPASANA SARMA	4	7	11	44
49.	DR. PAPIYA DUTTA	4	8	12	16
50.	MS WANAZ NASREEN ISLAM	5	7	12	17
51.	DR. SUBHASISH ROY	7	5	12	21
52.	MS. FAHMIDA SAHEEN BORA	11	1	12	22
53.	DR. PARBIN SULTANA	3	9	12	23
54.	DR. DEEPAK KR PRADHAN	4	8	12	39
55.	DR. PRABAL SARKAR	0	13	13	23
56.	DR. MD. MAQBUL ALI	4	9	13	49
57.	DR. Y LOKESHWOR SINGH	13	0	13	
58.	DR MATUSHI DAS	5	8	13	32
59.	MS BANANI BASISTHA	4	10	14	59
60.	MS PRATEETI BARMAN	0	15	15	22
61.	MS ANASUYA BARTHAKUR	6	9	15	21
62.	MS. HIMADRI DUWARAH	8	7	15	25
63.	MR. GAUTAM GOGOI	8	7	15	26
64.	MS. BARNALI SHARMA	8	7	15	28
65.	MS. SONY KUMARI	11	4	15	39
66.	DR. PRITAM P. GOSWAMI	12	3	15	56
67.	MR. ARUP NAMA DAS	12	4	16	20
68.	DR NIBEDITA BANIK	1	15	16	26
69.	MS. FARIZA SAIDIN	12	4	16	28
70.	DR. SHAFIQUUL ISLAM BHUYAN	11	6	17	23
71.	MS. SUKANYA KASHYAP	5	12	17	41
72.	MS MITALI SARMA	8	10	18	27
73.	MR. ZACHARIAS TIRKEY	6	12	18	38
74.	MR. M. HASAN LASKAR	5	14	19	21
75.	MS SANGEETA BORKAKOTY	13	7	20	23
76.	MS DAISY SHARMAH	12	8	20	25
77.	MS. SHALLEYMA KARIM	13	7	20	59
78.	DR. RANJAN DUTTA KALITA	0	21	21	27
79.	DR SUFIAN AHMED TAPADAR	4	17	21	28
80.	DR. DEBOJA SARMAH	6	16	22	29
81.	DR. PRABIN PHANJOM	18	4	22	37
82.	DR. POLAKSHI BHATTACHARJEE	12	11	23	29
83.	MRS. RASHMI R. BARUAH	4	19	23	71
84.	MS SARMISTHA NEOG	14	15	29	36
85.	MS PRIYANKA DEKA	13	16	29	62
86.	MR. BAHARUL ISLAM LASKAR	26	4	30	34
87.	DR. DURLOV SAIKIA	6	25	31	39
88.	MS DAISY KALITA	2	31	33	31
89.	MS. SANGITA MAHANTA	6	27	33	46
90.	MD AKKAS ALI	18	17	35	59

91.	MR. MANOJ KUMAR SHARMA	13	28	41	101
92.	MS AMEERA YASMIN	32	10	42	48
93.	MS. DIMPLE BHARALI	31	12	43	90
Part-time					
94.	MR. SAMSUL ISLAM (P/T)	0	0	0	0
95.	MS. ALI BORDOLOI (P/T)	3	0	3	11
Long Leaves					
96.	DR BEDABATI CHOUDHURY	-	3	3	3
97.	MS. JAKIA YASMIN	-	7	7	18
98.	MS PALLABI BARUAH	-	7	7	15
99.	MS. ANGSHUMALA CHOUDHURY	9	0	9	15
100.	MS. PALLABI HAZARIKA	35	0	35	L
Joined in Jan-June, 2016					
101.	MR RAJA BAISHYA (MAR)	-	4	4	6
102.	DR SUPARNA DHAR (MAR)	-	5	5	5
103.	MS BHUSITA SARMA(MAR)	-	5	5	5
104.	MS SURANJANA B BORAH (FEB)	-	6	6	9
105.	DR ANINDITA BHATTACHARYA (MAR)	-	4	4	29
106.	DR NABAJEET BARMAN (MAR)	-	5	5	11
107.	MS BIBHARANI SWARGIARY (MAR)	-	9	9	18
108.	Dr JASMINE CHOUDHURY (APR)	-	8	8	12
109.	MR ROBIUL AWAL (JAN)	-	6	6	11
110.	DR ZONA BHUYAN (MAY)	-	1	1	1
Newly Joined (from July, 2016)					
111.	MS NINJA BEGUM				
112.	DR. AKAN DAS				
113.	DR DIPANKAR DUTTA				
114.	DR SERAM ANIL SINGH				
115.	MR JITEN MECH				
116.	MS UDDIPANA KALITA				
117.	MR ANKUR GOSWAMI				
118.	MS PRANAMI BHATTACHARYA				
119.	MR ANUJ CHOUDHURY				
120.	SWORD RONRA SHIMARY				
121.	DR DIPONGPOU				
122.	DR YELAM PRIYAMBADA DEVI				
123.	MS KHUSHBOO KUMAR				
124.	MR PRANJAL BORAH				
125.	MD. EAHYA AL HUDA				
126.	MR NITU BORGHAIN				
127.	MR ALAKESH DAS				
128.	DR MAYURI DEVI				
129.	MS CHANDAMITA SARMA				
130.	MS KARABI RAJBANGSHI				
131.	DR GITUMANI SARMA				
132.	MR RIDIP SARMA				
133.	MR SAIKAT MAZUMDER				
134.	MR SURAJIT TALUKDAR				
135.	DR. JAHANGIR HUSSAIN ALOM				

91.	MR. MANOJ KUMAR SHARMA	13	28	41	101
92.	MS AMEERA YASMIN	32	10	42	48
93.	MS. DIMPLE BHARALI	31	12	43	90
Part-time					
94.	MR. SAMSUL ISLAM (P/T)	0	0	0	0
95.	MS. ALI BORDOLOI (P/T)	3	0	3	11
Long Leaves					
96.	DR BEDABATI CHOUDHURY	-	3	3	3
97.	MS. JAKIA YASMIN	-	7	7	18
98.	MS PALLABI BARUAH	-	7	7	15
99.	MS. ANGSHUMALA CHOUDHURY	9	0	9	15
100.	MS. PALLABI HAZARIKA	35	0	35	L
Joined in Jan-June, 2016					
101.	MR RAJA BAISHYA (MAR)	-	4	4	6
102.	DR SUPARNA DHAR (MAR)	-	5	5	5
103.	MS BHUSITA SARMA(MAR)	-	5	5	5
104.	MS SURANJANA B BORAH (FEB)	-	6	6	9
105.	DR ANINDITA BHATTACHARYA (MAR)	-	4	4	29
106.	DR NABAJEET BARMAN (MAR)	-	5	5	11
107.	MS BIBHARANI SWARGIARY (MAR)	-	9	9	18
108.	Dr JASMINE CHOUDHURY (APR)	-	8	8	12
109.	MR ROBIUL AWAL (JAN)	-	6	6	11
110.	DR ZONA BHUYAN (MAY)	-	1	1	1
Newly Joined (from July, 2016)					
111.	MS NINJA BEGUM				
112.	DR. AKAN DAS				
113.	DR DIPANKAR DUTTA				
114.	DR SERAM ANIL SINGH				
115.	MR JITEN MECH				
116.	MS UDDIPANA KALITA				
117.	MR ANKUR GOSWAMI				
118.	MS PRANAMI BHATTACHARYA				
119.	MR ANUJ CHOUDHURY				
120.	SWORD RONRA SHIMARY				
121.	DR DIPONGPOU				
122.	DR YELAM PRIYAMBADA DEVI				
123.	MS KHUSHBOO KUMAR				
124.	MR PRANJAL BORAH				
125.	MD. EAHYA AL HUDA				
126.	MR NITU BORGHAIN				
127.	MR ALAKESH DAS				
128.	DR MAYURI DEVI				
129.	MS CHANDAMITA SARMA				
130.	MS KARABI RAJBANGSHI				
131.	DR GITUMANI SARMA				
132.	MR RIDIP SARMA				
133.	MR SAIKAT MAZUMDER				
134.	MR SURAJIT TALUKDAR				
135.	DR. JAHANGIR HUSSAIN ALOM				

30-Most Attending Faculty (Peak Period) 2015-16

The time period of commencement of classes to the end of classes in Odd Semester, i.e. August to November and similarly during Even Semester, i.e. February to May is considered the peak period. The faculty members are encouraged to avoid leave during the peak period; they can avail leave during the non peak period.

SL. NO.	FACULTY NAME	AUG-NOV 2015	FEB-MAY 2016	Peak Period TOTAL	TOTAL LEAVE
1.	MR. ANGSHUMAN DUTTA	0	0	0	1
2.	ER. KANAK CHANDRA BORA	0	0	0	1
3.	DR.BULBUL ACHARJEE	0	1	1	3
4.	MR. RUPAM ROY	2	0	2	3
5.	MR. SUBASH LIMBU	2	0	2	3
6.	MS. JYOTI HATIBORUAH	0	3	3	6
7.	MR. HARI MALL THAKURI	0	3	3	10
8.	MR. BIKRAMADITYA BARMAN	1	2	3	15
9.	DR. ABDUR RASHID	2	2	4	6
10.	MS SABITA DUTTA	1	3	4	7
11.	MR LALIT SAIKIA	0	4	4	9
12.	MS. PRAMASA SAIKIA	1	3	4	14
13.	DR. SHANKAR THAPPA	2	3	5	7
14.	MR. SHAMIKHU CHANGMAI	0	5	5	7
15.	MR. DEBASHISH BORAH	3	2	5	8
16.	MS. ANNU DEVI	4	1	5	10
17.	MS. PALME BORTHAKUR	1	4	5	16
18.	DR. BHAKTIAR HUSSAIN	4	2	6	10
19.	DR PALLABI BORAH	2	4	6	12
20.	DR. ANURADHA SINGHA	2	4	6	29
21.	MR. RASHIDUZZAMAN PRADHANI	4	3	7	13
22.	MS NEELAM KUMARI CHETRY	4	3	7	17
23.	MS ALIKA BORPHUKAN BORAH	2	6	8	8
24.	MR. AMINUL HUSSAIN	4	4	8	10
25.	MS. AJANTA BHUYAN	3	5	8	78
26.	DR. SANDEEP GUPTA	1	8	9	9
27.	MS. JEEMONI KALITA	3	6	9	13
28.	MS. SANGHAMITRA CHOUDHURY	3	6	9	13
29.	DR. NABARUN PURKAYASTHA	5	4	9	14
30.	MS. POLLY BORGHAIN	2	7	9	16

30-Faculties with highest leave during peak period

SL. NO.	FACULTY NAME	Peak Period TOTAL	TOTAL LEAVE
1.	MS. DIMPLE BHARALI	43	90
2.	MS AMEERA YASMIN	42	48
3.	MR. MANOJ KUMAR SHARMA	41	101
4.	MD AKKAS ALI	35	59
5.	MS DAISY KALITA	33	31
6.	MS. SANGITA MAHANTA	33	46
7.	DR. DURLOV SAIKIA	31	39
8.	MR. BAHARUL ISLAM LASKAR	30	34
9.	MS PRIYANKA DEKA	29	62
10.	MS SARMISTHA NEOG	29	36
11.	DR. POLAKSHI BHATTACHARJEE	23	29
12.	MRS. RASHMI R. BARUAH	23	71
13.	DR. DEBOJA SARMAH	22	29
14.	DR. PRABIN PHANJOM	22	37
15.	DR. RANJAN DUTTA KALITA	21	27
16.	DR SUFIAN AHMED TAPADAR	21	28
17.	MS SANGEETA BORKAKOTY	20	23
18.	MS DAISY SHARMAH	20	25
19.	MS. SHALLEYMA KARIM	20	59
20.	MR. M. HASAN LASKAR	19	21
21.	MS MITALI SARMA	18	27
22.	MR. ZACHARIAS TIRKEY	18	38
23.	DR. SHAFIQUL ISLAM BHUYAN	17	23
24.	MS. SUKANYA KASHYAP	17	41
25.	DR NIBEDITA BANIK	16	26
26.	MS. FARIZA SAIDIN	16	28
27.	DR NIBEDITA BANIK	16	26
28.	MR. ARUP NAMA DAS	16	20
29.	DR. PRITAM P. GOSWAMI	15	56
30.	MS. SONY KUMARI	15	39

Note: We have considered some of the cases genuine like marriage, death, serious illness but some are casual which gives adverse effect on the syllabus accomplishment. We have noted it and reminded the faculties not to repeat it again. Accordingly everyone have assured for the same.

20 Most Unpunctual Faculty

(Late Arrival / Early Exit: Campus)

Academic Session: 2015-16

SL NO	NAME	DEPARTMENT
1.	Dr. Durlov Saikia	Chemistry
2.	Dr. Parbeen Sultana	Business Administration
3.	Ms. Pallabi Baruah	English
4.	Mr. Rashiduzzaman Pradhani	Computer Sc & Electronics
5.	Mr. Mazarul Islam	Computer Sc & Electronics
6.	Dr Jasmine Choudhury	English
7.	Dr Bedabati Choudhury	Botany
8.	Dr Baktiar Hussain	Zoology
9.	Dr Moutushi Das	Botany
10.	Dr Milu Rani Das	Botany
11.	Mr. Manoj Sharma	Public Admin
12.	Mr. Bikram Aditya Barman	Library & Information Sc
13.	Ms. Palme Borthakur	Earth Science
14.	Dr. Ranjan Dutta Kalita	Applied Biology
15.	Mr. Akass Ali	Law
16.	Dr. Sufian Tapadar	Botany
17.	Ms. Amrita Devi	Library & Information Sc
18.	Ms. Polly Borgohain	Business Administration
19.	Mr. Gautam Gogoi	Library & Information Sc
20.	Ms. Monjira Begum	Law

20 Most Unpunctual Faculty

(Late Arrival /Early Exit: Classroom)

Academic Session: 2015-16

SL NO	NAME	DEPARTMENT
1.	Mr. BI Laskar	Sociology
2.	Dr Maqbul Ali	Sociology
3.	Ms. Dimple Bharali	Management
4.	Dr Bulbul Acharjee	Zoology
5.	Mr. Rashiduzzaman Prodhani	Computer Sc
6.	Ms. Barsha Bhuyan	Economics & Comm
7.	Ms. Famida Bora	Public Admin
8.	Dr Bedabati Choudhury	Botany
9.	Dr Durluv Saikia	Chemistry
10.	Dr Mautushi Das	Botany
11.	Dr Parbeen Sultana	Management
12.	Ms. Barnali Das	Sociology
13.	Dr Milu Rani Das	Botany
14.	Dr Rani Das	Botany
15.	Dr Baktiar Hussain	Zoology
16.	Ms. Sangeeta Borkotoky	Computer Sc
17.	Dr. Deboja Sharma	Biotech
18.	Mr. Akass Ali	Law
19.	Mr. Manoj Sharma	Public Admin

N.B.- Faculties who are regularly unpunctual in entry to both campus & Classroom and also exit from the campus & classroom which gives adverse effect on the syllabus accomplishment and also sets a bad example to the student community. It is noted and reminded the faculties not to repeat it.

Department-wise Best Faculty: Students' Feedback

Academic Session:-2015-16

Prepared based on only one parameter amongst the several others so that faculties can get satisfaction and realize the lack of contribution in other parameters/areas for which he or she is not included in the Top 20 list.

<i>Sl. No.</i>	<i>Name of Faculty</i>	<i>Department</i>	<i>Score (45)</i>
1.	MS. HIMADRI DUWARAH	Computer Sc & Electronics	45
2.	MRS. RASHMI R. BARUAH	Business Administration	44.3
3.	DR PALLABI BORAH	Chemistry	43.1
4.	MR SHOFIUR RAHMAN	Commerce & Economics	43
5.	MS. SUKANYA KASHYAP	English	42.5
6.	MR. DEBASHISH BORAH	Applied Biology	42.4
7.	DR. PAPIYA DUTTA	Rural Development	41.1
8.	MR ARUP NAMA DAS	Zoology	41
9.	MS AMEERA YASMIN	Law	40.8
10.	MR BAHARUL ISLAM LASKAR	Sociology	40.7
11.	MS FAHMIDA SAHEEN BORA	Public Admin	40
12.	DR SUFIAN AHMED TAPADAR	Botany	40
13.	MS SUDESHNA NATH	Education	39.4
14.	MS BIBHARANI SWARGIARY	Social Work	39.3
15.	MS AMRITA DEVI	Library Sc	37.5
16.	MR SHAMIKHU CHANGMAI	Earth Science	37.5

Department-wise Faculty with lowest Students' Feedback

Academic Session:-2015-16

<i>Sl. No.</i>	<i>Name of Faculty</i>	<i>Department</i>	<i>Score (45)</i>
1.	MS. PALLABI BARUAH	English	22
2.	MS. GIRIMALIKA SARMA	Social Work	23.8
3.	MS. SONY KUMARI	Applied Biology	28
4.	ER. KANAK CHANDRA BORA	Computer Sc & Electronics	28
5.	MS.BHUSITA SARMA	Sociology	29.6
6.	DR. SHANKAR THAPPA	Business Administration	30.6
7.	DR. SHAFIQUL ISLAM BHUYAN	Botany	30.8
8.	MR. MANOJ KUMAR SHARMA	Public Admin	32
9.	MS. KHANJANA HAZARIKA	Law	33
10.	MR. LALIT SAIKIA	Earth Science	33.3
11.	MR. SHEHNAZ PARVEEN HAQUE	Education	33.3
12.	DR. ABDUR RASHID	Commerce & Economics	34
13.	DR.BULBUL ACHARJEE	Zoology	35.4
14.	MR. BIKRAMADITYA BARMAN	Library & Information Sc	35.6
15.	DR. DURLOV SAIKIA	Chemistry	37.4
16.	MS. SHALLEYMA KARIM	Rural Development	40.7

30 Faculties with Lowest Students Feedback

Academic Session: 2015-16

Faculties have to improve their performance atleast to satisfy students which is the core area of academic institution.

Sl. No.	Name of Faculty	Students Feedback (50)
1.	MS. PALLABI BARUAH	22
2.	MS. GIRIMALIKA SARMA	23.8
3.	MS. PRAMASA SAIKIA	27
4.	MS. ANGSHUMALA CHOUDHURY	27.5
5.	MS. SONY KUMARI	28
6.	ER. KANAK CHANDRA BORA	28
7.	DR. PRITAM P. GOSWAMI	28.7
8.	MS. BHUSITA SARMA	29.6
9.	DR. SHANKAR THAPPA	30.6
10.	MR. AMINUL HUSSAIN	30.7
11.	DR. SHAFIQUL ISLAM BHUYAN	30.8
12.	MR. MANOJ KUMAR SHARMA	32
13.	DR. NABARUN PURKAYASTHA	32
14.	DR. BEDABATI CHOUDHURY	32
15.	DR. MAUTUSHI DAS	32.4
16.	MS. PRATEETI BARMAN	33
17.	MS. KHANJANA HAZARIKA	33
18.	MR. LALIT SAIKIA	33.3
19.	MR. SHEHNAZ PARVEEN HAQUE	33.3
20.	DR. ABDUR RASHID	34
21.	MR. M. HASAN LASKAR	34
22.	MS. UDDIPTA SINHA LASKAR	34
23.	MR. HARI MALL THAKURI	34.2
24.	Dr. MILU RANI DAS	34.7
25.	MS. SURANJANA BHASWATI BORAH	34.8
26.	MS. RANJANA DEKA	35
27.	MS. ROBIUL AWAL	35
28.	MS. PALLABI HAZARIKA	35.3
29.	DR. BULBUL ACHARJEE	35.4
30.	MR. ZACHARIAS TIRKEY	35.4

NB: The Hon'ble Chancellor had discussed the matter thoroughly with the faculty members and have directed them to interact with the students about the difficulties the students are facing and why they are unhappy with his/her teaching. The faculty members will submit their report accordingly. It is also observed that some of the faculties are contributing and performing well but has got low students' feedback. He assured that from next time onwards, feedback collected will be categorised based on the students' performance, merit and attendance so that the real issue could be easily understood.

Faculties with more than 2 Paper Publications

Academic Session-2015-16

The number of Paper Published by Faculty members in Journals of National & International repute is taken into consideration. Weightage is give to paper published in Peer Reviewed Journals with good Impact Factor.

Sl. No.	Name	No. of Paper Published in Journal (Nat/Inter)	Impact Factor
1.	Dr. SHAFIQUL ISLAM BHUYAN	8	IF:1.015, 0.3, 0.537, 1.015, 0.537
2.	Dr. PAPIYA DUTTA	10	
3.	RUPAM ROY	5	
4.	Dr. SUBHASISH ROY	4	IF:1.2, 2.4,6.8, 4.8
5.	Dr. ABDUR RASHID	4	
6.	MRS. RASHMI R. BARUAH	4	
7.	MRS. AJANTA BHUYAN	4	
8.	Dr. POLAKSHI BHATTACHARJEE	4	
9.	MS. SONY KUMARI	4	
10.	DR. PARBIN SULTANA	4	
11.	MR. SUBASH LIMBU	3	
12.	MR. SHAMIKHU CHANGMAI	3	
13.	DR. SHANKAR THAPPA	3	
14.	DR NABAJEET BARMAN	3	IF:4.54, 4.0

Top-20 Faculty based on Event Contribution
Academic Session 2015-16

SL. NO.	NAME OF FACULTY	EVENT CONTRIBUTION (Score: 10)
1.	MR. ANGSHUMAN DUTTA	8
2.	DR. SANDEEP GUPTA	8
3.	MS. GIRIMALIKA SARMA	7
4.	MR. GAUTAM GOGOI	7
5.	MR. DEBASHISH BORAH	7
6.	DR. PAPIYA DUTTA	6
7.	DR. BHAKTIAR HUSSAIN	6
8.	MR. ARUP NAMA DAS	6
9.	MR. SUBASH LIMBU	6
10.	DR. ABDUR RASHID	6
11.	MS. PALME BORTHAKUR	6
12.	DR. ANUP BORDOLOI	6
13.	MS. DAISY SHARMAH	6
14.	MS. SANGEETA BORKAKOTY	6
15.	MS. BARNALI SHARMA	6
16.	MS. PRAMASA SAIKIA	6
17.	MD AKKAS ALI	6
18.	MR. AMINUL HUSSAIN	6
19.	MS. PRATEETI BARMAN	6
20.	DR. RANJAN DUTTA KALITA	6

PROFESSORS & VISITING PROFESSORS

Academic Session 2015-16

This chart of Professor/Senior Faculty has been compiled considering the Inhouse Academic Involvement, Classes Taken, Punctuality & Regularity, Guiding young & subordinate faculty, Contribution in Research etc.

(Total Score=150)

SL NO	NAME OF THE FACULTY	GRADE	REMARKS
1.	DR S. C. DAS	A++	
2.	DR ENAMUL KARIM	A++	
3.	DR PRADIP KUMAR BARUAH	A++	
4.	DR ANIL KUMAR SINHA	A++	
5.	DR ALAKA SHARMA	A+	
6.	DR AMIT CHOUDHURY	A+	
7.	DR SAIBAL SENGUPTA	A+	
8.	DR D.K. SARMA	A+	
9.	DR JATINDRA NATH GANGULY	A+	
10.	DR RANEE DAS	A	
11.	DR ABANI KUMAR MISHRA	A	
12.	DR NILIMA BHAGABATI	A	
13.	DR BICHITRA KALITA	B	
14.	DR THAGI RAM GOGOI	B	
15.	DR KUNJA KUSUM KAKOTI	B	
16.	DR BHABANANDA BARUAH	B	
17.	DR JONALI CHETIA		Not Rated
18.	DR P.C. DAS (P/T)		Not Rated
19.	DR KRISHNA BARUAH		Not Rated
20.	DR BHASKAR KR CHAKRAVARTY		Not Rated
21.	DR MAFUZA RAHMAN (P/T)		Not Rated
22.	DR ATUL CH. TALUKDAR (P/T)		Not Rated

(A+++ = 110-150, A++ = 100-110, A+ = 90-100, A = 80-90, B = below 80)

PROJECT & FUNDS FOR THE ACADEMIC SESSION 2015-16

Sl. No.	Name of Faculty	Department	Projects/Funds	Amount Received
1.	Dr. Y Lokeshwar Singh	Zoology	1. DST-Young Scientist Fellowship 2. DST-Inspire	a. Rs. 5 lakhs b. Rs. 39 Lakhs
2.	Mr Baharul Islam Laskar	Sociology	2 nd NE NSS Festival	
3.	Dr Shankar Thappa	Business Administration	ICSSR for Seminar on Emerging issues in Business management & Economics	Rs. 60,000/-
4.	Dr Bichitra Kalita	Computer SC & Electronics	DST for Seminar on, "Recent Trends & Future Prospect of Computer Sc & Electronics"	Rs. 35,000/-

REWARDS & INCENTIVES

(A) Faculty:

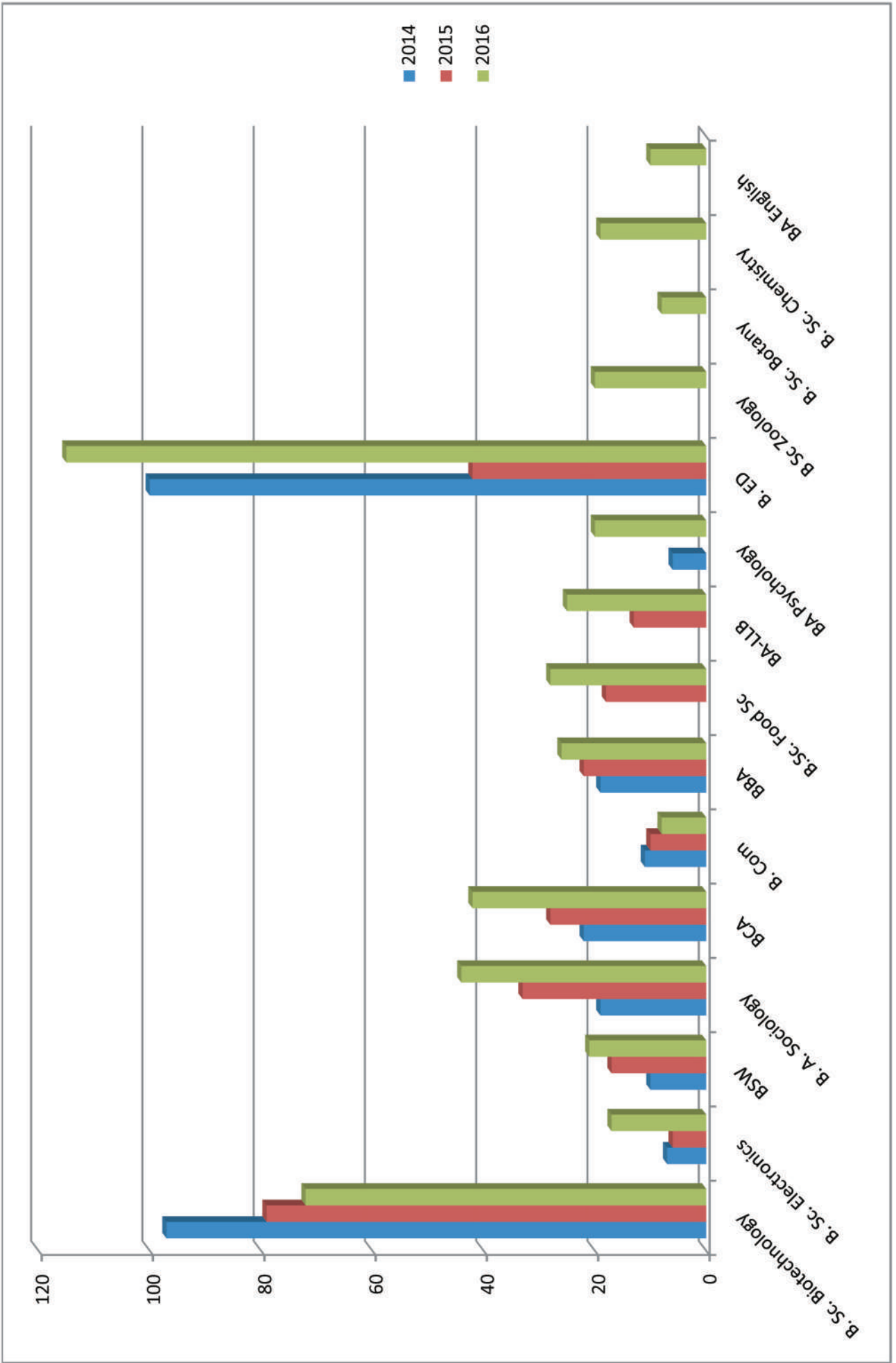
- Interest Free Car Loan for Faculty (Maximum upto 5 faculties in a year)
- Foreign Tour for Best Performer Faculty: Singapore, Bangladesh, Katmandu, Bangkok, Kaula Lampur and Bhutan
- National Academic Tour for 10 faculty with additional 10 days paid leave
- Marriage Loan upto 1.5 lakhs for four faculty (For 2 Years + senior)
- Residential Accommodation with independent Quarter
- Fellowship to continue Ph.D. at USTM with various facilities
- Certifying all performer faculties by Eminent Guest during any annual celebrations.
- Cash award and other incentives for Rank Holders faculties.
- Enjoying additional 10 paid cash leave for 100% attendance during class (Peak) session i.e. Feb to May & August to Nov or getting Leave Encashment
- Salary Increment.
- Dedication of rooms in the name of Founder Faculty members.

(B) Department:

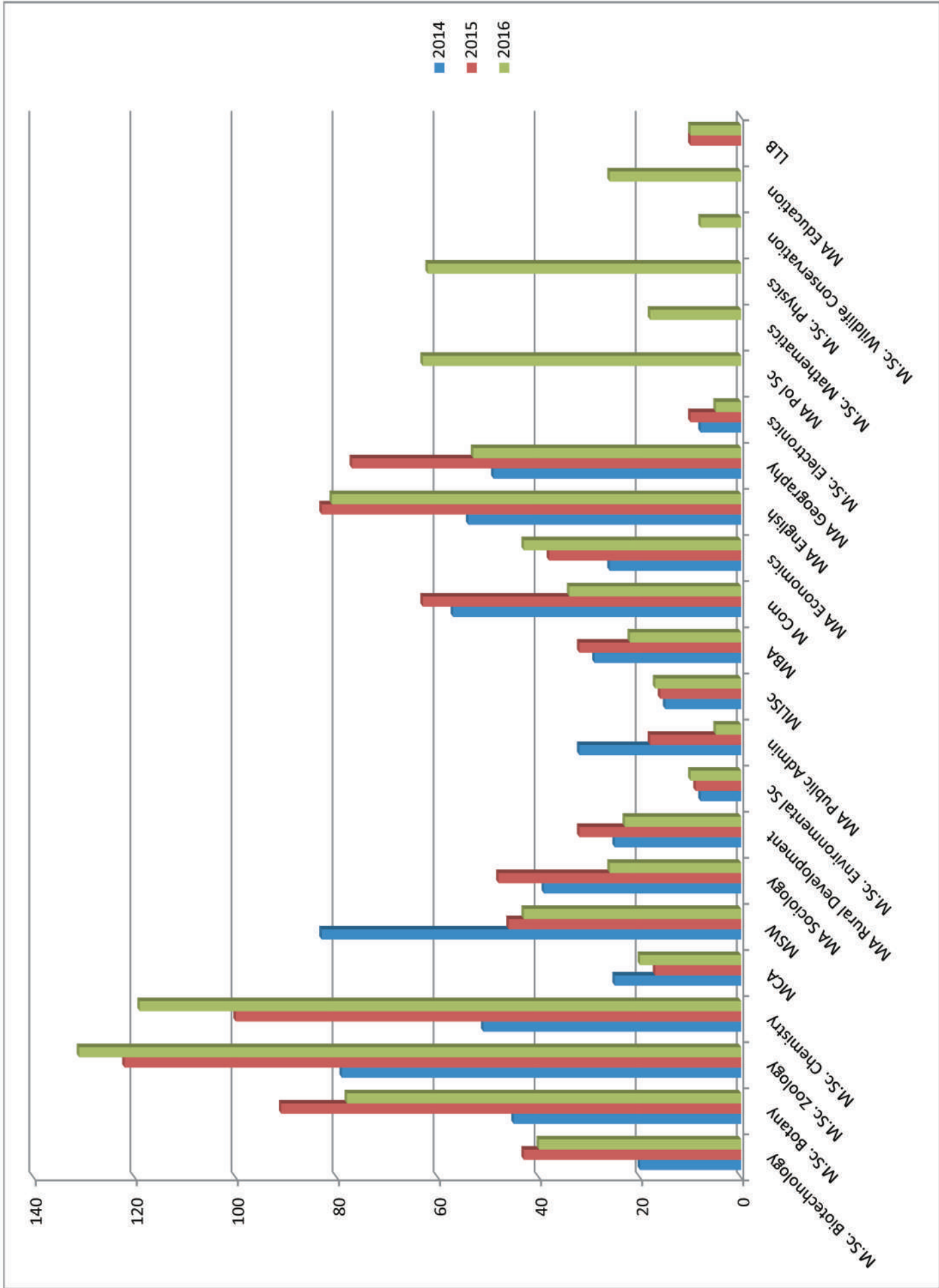
- Scholarship for Students of the Department.
- Special Outing for the Faculty members of the Department.
- Laptop for Faculties.
- Cash Award of Rs 50,000/- has been awarded in the Session 2015-16 and from the Session 2016-17 the amount has been increased to Rs.1,00,000/- (Rupees One Lakh) for departmental activities.

Graphical Representation of Students Growth

UG Admission Status for the last 3 years

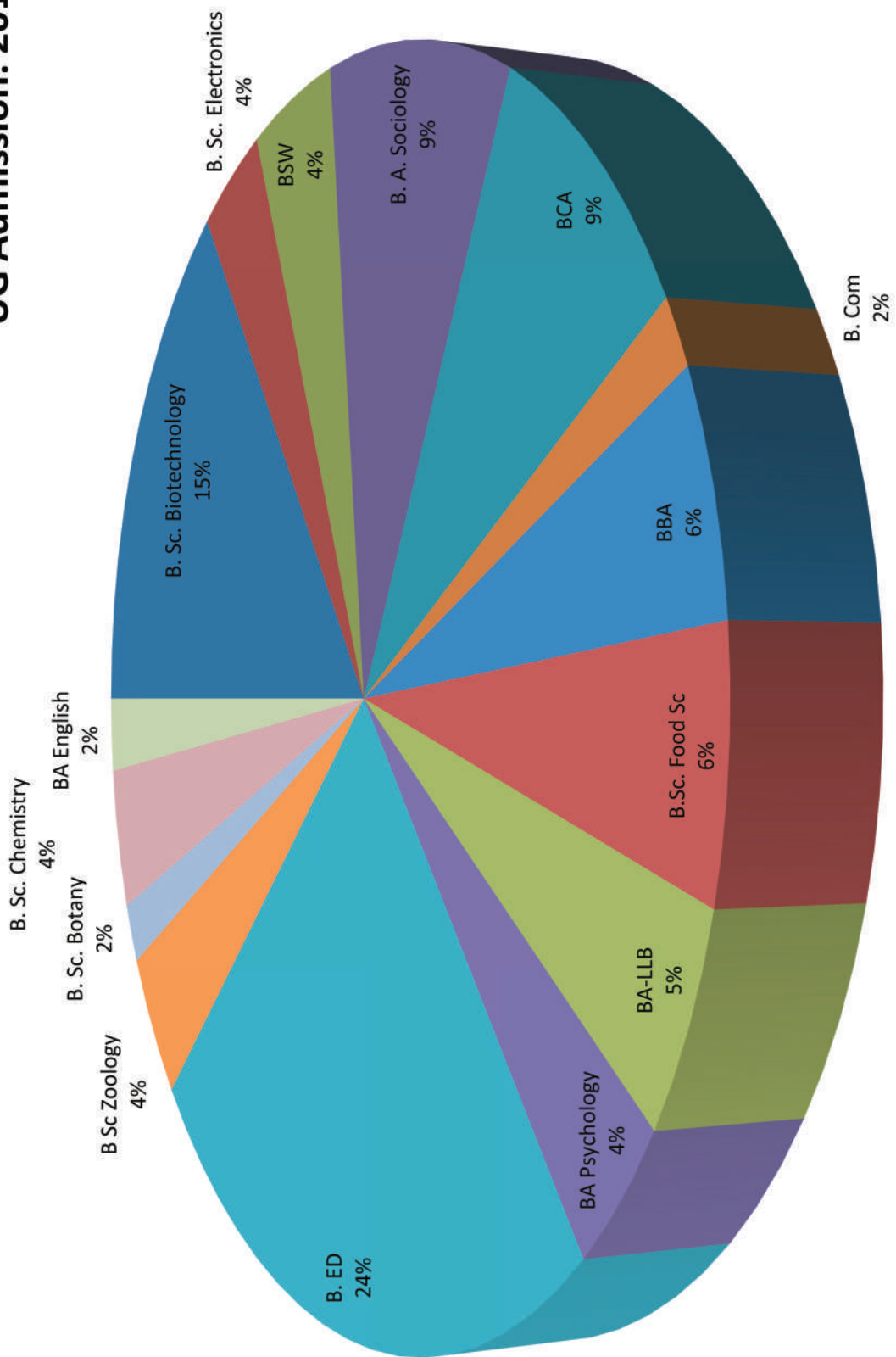


PG Admission Status for the last 3 years

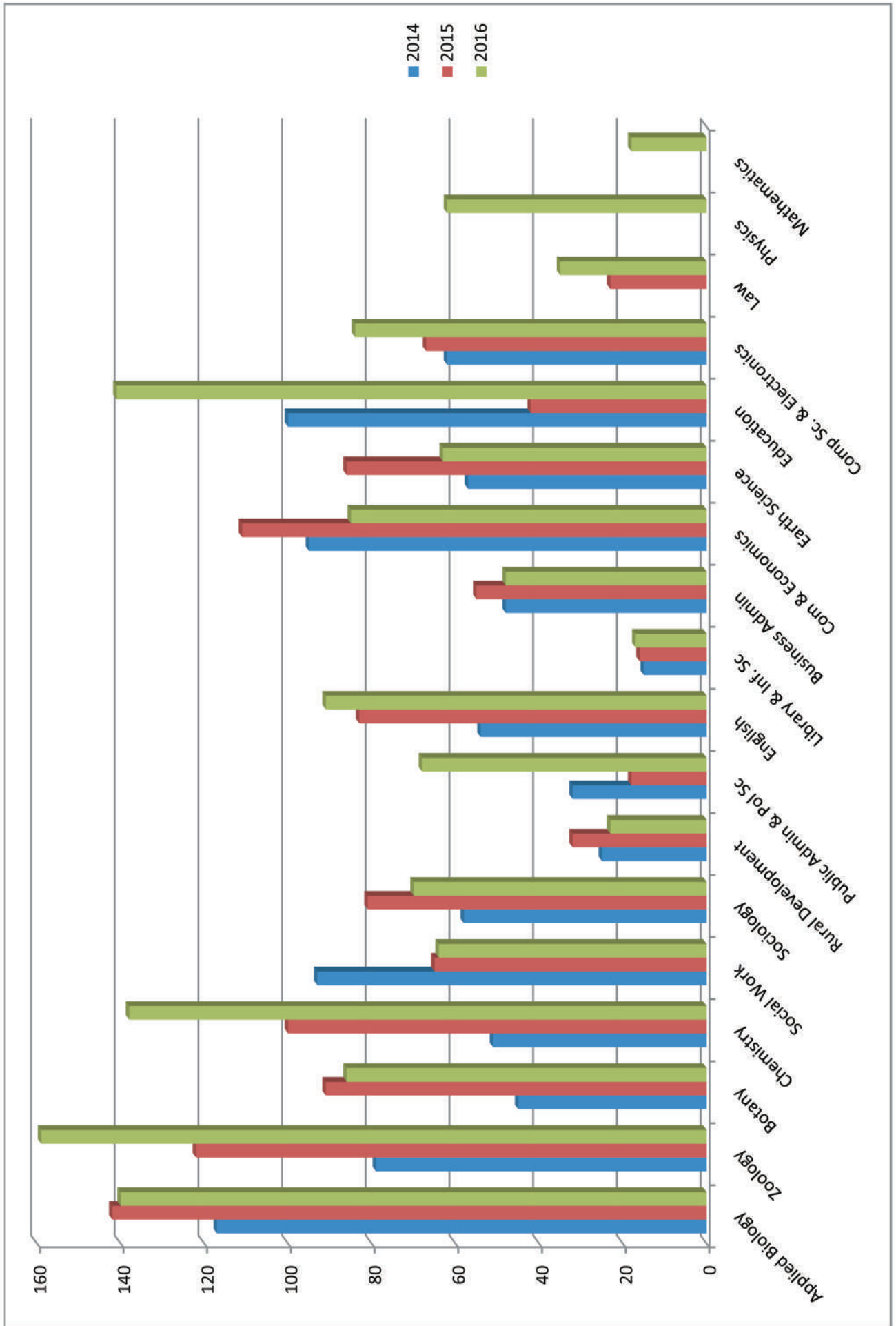


UG Admission: 2016

UG Admission: 2016



DEPARTMENT WISE ADMISSION STATUS FOR LAST 3 YEARS



DAPE & FAPE : 2014~15

Departmental Ranking (Overall)

Academic Session: 2014-15

DEPARTMENT	2014-15		2015-16
	SCORE (100)	RANK	RANK
ZOOLOGY	72	1 st	1 st
SOCIOLOGY	71	2 nd	11 th
BOTANY	69	3 rd	7 th
BUSINESS SCIENCE	65	4 th	9 th
EARTH SCIENCE	64	5 th	6 th
SOCIAL WORK	63	6 th	2 nd
RURAL DEVELOPMENT	62	7 th	5 th
COMMERCE & ECONOMICS	58	8 th	4 th
APPLIED BIOLOGY	54	9 th	13 th
LIBRARY SCIENCE	52	10 th	8 th
CHEMISTRY	50	11 th	3 rd
PUBLIC ADMIN	49	12 th	14 th
ENGLISH	47	13 th	15 th
COMPUTER & ELECTRONICS	46	14 th	16 th
EDUCATION	41	15 th	10 th

Faculty Assessment & Performance Evaluation (DAPE): 2014-15

Sl no	Name of Faculty	Students Feedback (45)	Attendance (10)	COE (5)	Syllabus Accomplished (10)	Event (5)	Linkage (5)	Students Enrollment (5)	Publication (10)	ERDF (20)	Total (100)
1	MR. GAUTAM GOGOI	44	7.3	4	7.6	3	2	2	5	17	91.9
2	DR. ABDUR RASHID	40	10	2	7.8	4	4	5	7	10	89.8
3	MR. KAUSHIK HANDIQUE	41	8.5	3	8	5	3	1	5	14	88.5
4	DR. MANASH JYOTI NATH	41	8.6	3	6.7	5	3	5	5	11	88.3
5	MR. DEBASHISH BORAH	44	9.2	2	10	2	2	2	0	16	87.2
6	MR. ANGSUMAN DUTTA	42	9.5	3	7.4	5	3	2	0	15	86.9
7	DR. PAPIYA DUTTA	39	6.5	2	10	5	2	3	5	14	86.5
8	DR. BHAKTIAR HUSSAIN	33	9.2	2	9.4	5	5	5	0	17	85.6
9	MRS. RASHMI R. BARUAH	42	5.3	2	7.8	5	3	2	5	11	83.1
10	MS. PRAMASA SAIKIA	36	9.5	5	9	4	2	3	0	14	82.5
11	MS. BARNALI SHARMA	37	7.2	2	10	4	1	2	5	14	82.2
12	MR. BAHARUL ISLAM LASKAR	42	9.5	2	7.5	3	2	1	5	10	82
13	DR. DEEPAK KR PRADHAN	41	7.2	3	9.3	0	2	0	7	12	81.5
14	DR. SANDEEP GUPTA	42	9.5	2	10	2	1	0	0	15	81.5
15	MS. FAHMIDA S BORA	37	7.2	3	9.2	5	1	1	5	13	81.4
16	MS. ANGSUMALA CHOUDHURY	41	7.3	4	10	3	0	0	5	11	81.3
17	MS. PALME BORTHAKUR	41	9.2	3	10	3	0	2	0	12	80.2
18	MS. SUDESHNA NATH	42	9.2	5	8.8	3	2	0	0	10	80
19	MS. FARIZA SAIDIN	42	9	5	9.6	3	2	0	0	9	79.6
20	DR. ASAD ALI	36	7.2	2	10	2	2	0	5	15	79.2
21	MS. SONY KUMARI	40	6.6	4	5.6	3	0	0	5	15	79.2
22	MR. BIKRAMADITYA BARMAN	43	9.5	4	8.1	1	2	0	3	8	78.6
23	MS. HIMADRI DUWARAH	37	7.2	3	9.4	3	2	0	5	12	78.6
24	DR. MD. MAQBUL ALI	42	7.4	2	9	3	1	0	0	13	77.4
25	MR. AMINUL HUSSAIN	36	8.5	2	9.5	5	2	2	0	12	77
26	DR. SHANKAR THAPPA	42	8.2	2	7	1	3	0	0	13	76.2

27	DR. PARBIN SULTANA	39	8.5	2	8.6	1	0	0	5	12	76.1
28	DR. DURLOV SAIKIA	35	6.8	2	10	2	2	4	0	14	75.8
29	MR. MANOJ KUMAR SHARMA	40	6.7	3	10	2	1	0	5	8	75.7
30	MR. MRINMOY DAS	41	7.4	5	9.3	2	0	0	0	11	75.7
31	MS. SHABIHA N HAZARIKA	41	9.2	2	10	1	2	0	0	10	75.2
32	DR. BULBUL ACHARJEE	36	9.5	2	9.7	1	0	0	5	12	75.2
33	MR. NILIM JYOTI GOGOI	41	9	2	9	1	0	0	5	8	75
34	MRS. AJANTA BHUYAN	44	7	4	7.6	3	0	0	0	9	74.6
35	MS. GIRIMALIKA SARMA	30	9.5	2	8.6	3.5	2	2	5	12	74.6
36	MS. DIMPLE BHARALI	42	6.8	2	7.7	3	0	0	5	8	74.5
37	MS. BARSHA BHUYAN	40	8.5	3	8.7	2	0	0	0	12	74.2
38	DR. ANUP BORDOLOI	45	6.8	3	8.3	1	2	0	0	8	74.1
39	MD. JIAUL ISLAM CHOUDHURY	40	7	2	7.1	3	2	1	0	12	74.1
40	MR. SHYMANTA BORO	33	7	2	8.7	2	2	2	5	12	73.7
41	MR. ACHYUT KRISHNA BORAH	41	7.2	3	7.3	2	0	0	5	8	73.5
42	MR. SUBASH LIMBU	36	10	3	8	3	0	0	5	8	73
43	MS. PALLABI HAZARIKA	36	5	2	8.8	2	0	3	5	11	72.8
44	DR. NABARUN PURKAYASTHA	37	9	2	9.2	1	0	0	5	9	72.2
45	MR. RASHIDUZZAMAN PRADHANI	42	8.5	2	9.6	0	0	0	0	10	72.1
46	MR. ZACHARIAS TIRKEY	38	6.3	2	9.5	0	1	0	5	10	71.8
47	MS. JYOTI HATIBORUAH	38	8.5	3	8.7	3.5	1	0	0	9	71.7
48	MS. ANNU DEVI	40	9.5	3	10	1	0	0	0	8	71.5
49	MS. S LAMEEYA PARWEEN	38	7.5	5	10	3	0	0	0	8	71.5
50	DR. NEPOLION BORAH	40	7	3	10	3	0	0	0	8	71
51	MS. SANGITA MAHANTA	35	8.2	2	7.6	3.5	2	2	0	10	70.3
52	ER. KANAK CHANDRA BORA	38	9	3	9.3	1	0	0	0	10	70.3
53	MS. ALI BORDOLOI	31	7.3	3	10	1	0	0	5	13	70.3
54	DR. ANURADHA SINGHA	43	7.5	2	7.4	0	0	0	0	10	69.9
55	MR. MITRA JYOTI KONWAR	34	9	2	8	2.5	2	0	0	12	69.5
56	MR. M. HASAN LASKAR	39	6.8	2	9	2.5	0	0	0	10	69.3

57	MR. MAZHARUL ISLAM	43	7	0	9.1	1	0	0	0	9	69.1
58	MR. HARI MALL THAKURI	37	7.4	2	5.6	1	0	0	5	11	69
59	MR. ANIRUDDHA CHANDA	36	7.3	1	10	2.5	0	0	0	12	68.8
60	DR. Y LOKESHWOR SINGH	39	6.2	1	7.4	0	2	0	5	8	68.6
61	MS. POLLY BORGHAIN	36	8.5	3	7.8	3	0	0	0	10	68.3
62	MR. SAMSUL ISLAM	38	8	3	8.1	3	0	0	0	8	68.1
63	MS. SHALLEYMA KARIM	38	7.2	2	10	0	0	0	0	10	67.2
64	MS. SANGHAMITRA CHOUDHURY	38	7.3	4	7.9	0	0	0	0	10	67.2
65	MR. RIZAU KARIM AHMED	34	8	2	8.9	3	1	2	0	8	66.9
66	DR. BHABANANDA BARUAH	28	6.7	2	10	1	0	2	7	10	66.7
67	DR. KUNJAKUSUM KAKOTI	33	9.5	3	10	2	3	0	0	5	65.5
68	DR. ABDUL WAHAB	36	6.7	2	10	0	2	0	0	8	64.7
69	DR. SURAJIT KR. NATH	42	6.3	2	8.3	1	0	0	0	5	64.6
70	DR. SHAFIQU I BHUYAN	19	7.3	2	10	4	2	0	9	11	64.3
71	DR. A. K. MISRA	41	9	4	10	0	0	0	0		64
72	MS. SUKANYA KASHYAP	39	5	4	6.9	1	0	0	0	8	63.9
73	MS. UME KULSUM RAHMAN	35	6.2	2	10	1.5	0	0	0	9	63.7
74	Dr. DEBOJA SARMAH	34	7.5	2	8.7	1	0	0	0	10	63.2
75	DR. RANEE DAS	24	7.2	2	8.8	2	1	2	5	11	63
76	MR. SHAMIKHU CHANGMAI	27	8	0	9.1	3	2	3	0	10	62.1
77	MS. JEEMONI KALITA	32	8.5	3	9.2	1	0	0	0	8	61.7
78	MS. CHITRALEKHA KOTOKY	34	8	2	9.2	0	0	0	0	8	61.2
79	MS. PARISMITA BORAH	33	8	3	8.2	0	0	0	0	9	61.2
80	DR. GOBINDA PALIT	29	7	2	10	1	2	2	0	8	61
81	MS. PRITAM P. GOSWAMI	39	4	4	4.5	0	0	0	0	8	59.5
82	MS. SAHANA YESMIN	32	7.4	3	5.9	3	0	0	0	8	59.3
83	MS. RESHMI BHATTACHARJEE	31	6.3	2	6.7	1	1	0	0	8	56
84	MS. UPASANA SARMA	27	7.2	2	8.9	1	0	0	0	8	54.1
85	MS. RESUME BORO	24	6.7	2	8.7	1	0	0	0	8	50.4

Academic Session 2014-15
Faculty Leave (Peak Period)

SL. NO	FACULTY NAME	Aug-Nov 2014	FEB-MAY 2015	Pick Period TOTAL	Total Leave
1.	DR. ABDUL RASID	1	0	1	5
2.	MS. ANNU DEVI	2	1	3	8
3.	MS. PRAMASHA SAIKIA	1	2	3	10
4.	MR. BAHARUL ISLAM LASKAR	1	2	3	5
5.	DR. BULBUL ACHARJEE	1	2	3	3
6.	MS. JEEMONI KALITA	3	2	5	12
7.	MR. ANSHUMAN DUTTA	4	1	5	8
8.	MS. FARIZA SAIDIN	3	3	6	13
9.	MR. KAUSHIK HANDIQUE	2	4	6	9
10.	MR. AMINUL HUSSAIN	2	4	6	9
11.	DR. KUNJAKUSUM KAKOTI	4	2	6	10
12.	MRS. RASHMI R. BARUAH	2	5	7	50
13.	MR. ANIRUDHA CHANDA	2	5	7	23
14.	DR. MANASH JYOTI NATH	3	4	7	11
15.	MS. POLLY BORGOHAIN	3	4	7	10
16.	DR. SURESH CH. DAS	3	4	7	11
17.	MS. UME KULSUM RAHMAN	2	6	8	44
18.	MR. ACHUT BORAH	2	6	8	26
19.	MS. SUDESHNA NATH	5	3	8	14
20.	MS. SANGITA MAHANTA	5	4	9	18
21.	MS. JYOTI HATIBORUAH	6	3	9	25
22.	MS. BARSHA BHUYAN	4	5	9	14
23.	MS. SHABIHA N HAZARIKA	6	3	9	15
24.	MS. PALME BORTHAKUR	6	3	9	15
25.	MS. GIRIMALIKA SARMA	8	1	9	10
26.	MS. SHALLEYMA KARIM	4	6	10	22
27.	MS. CHITRALEKHA KOTOKY	4	6	10	17
28.	MR. BIKRAMADITYA BARMAN	8	2	10	12

29.	MS. ALI BORDOLOI	3	8	11	16
30.	DR. SHAFIQL ISLAM BHUYAN	3	8	11	18
31.	MS. ANGSHUMALA CHOUDHURY	2	9	11	17
32.	MR. MRINMOY DAS	5	6	11	19
33.	MS. SAHANA YESMIN	4	7	11	17
34.	DR. SHANKAR THAPA	6	5	11	17
35.	DR. BHAKTIAR HUSSAIN	7	4	11	15
36.	MR. RIZAUL KARIM AHMED	8	4	12	24
37.	MS. UPASANA SARMA	4	7	13	30
38.	MR. HARI MALL THAKURI	5	8	13	24
39.	MR. DEBASHISH BORAH	10	3	13	18
40.	DR. DEBOJA SARMAH	8	6	14	19
41.	MR. ZACHARIAS TIRKEY	6	9	15	50
42.	MR. KANDARPA KALITA	1	14	15	16
43.	MR. SHAMIKHU CHANGMAI	15	0	15	26
44.	MS. RESUME BORO	2	14	16	25
45.	DR. NEPOLION BORAH	5	11	16	24
46.	MD. JIAUL I CHOUDHURY	7	9	16	28
47.	DR. ASAD ALI	5	11	16	19
48.	DR. MD MAQBUL ALI	12	4	16	27
49.	DR. GOBINDA PALIT	7	10	17	24
50.	MS. HIMADRI DUWARAH	8	9	17	27
51.	MR. GAUTAM GOGOI	8	9	17	28
52.	DR. ABDUL WAHAB	8	10	18	41
53.	MRS. AJANTA BHUYAN (BORA)	10	8	18	41
54.	MR. MANOJ KUMAR SHARMA	8	12	20	40
55.	MS. DIMPLE BHARALI	13	7	20	34
56.	MR. M. HASAN LASKAR	3	17	20	27
57.	MR. MAZHARUL ISLAM	15	5	20	34
58.	DR. DEEPAK KR PRADHAN	11	9	20	26
59.	DR. BHABANANDA BARUAH	6	15	21	34
60.	MS. FAHMIDA SAHEEN BORA	8	13	21	25
61.	MS. BARNALI SHARMA	10	11	21	31

62.	DR. PARBIN SULTANA	20	2	22	44
63.	DR. Y LOKESHWAR SING	3	20	23	43
64.	MS SONY KUMARI	6	19	25	57
65.	DR. DURLOV SAIKIA	9	17	26	34
66.	MS. RESHMI BHATTACHARJEE	7	22	29	40
67.	DR. ANUP BORDOLOI	13	19	32	37
68.	DR. SURAJIT KR. NATH	14	20	34	51
69.	DR. RANEE DAS	26	10	36	55
70.	DR. PAPIYA DUTTA	13	24	37	42
71.	MS PALLABI HAZARIKA	6	46	52	62
72.	MS. PRITAM P GOSWAMI	6	48	54	84
73.	MS. SUKANYA KASHYAP	5	53	58	64

PART TIME & NEWLY JOINED FACULTY MEMBERS

SI No	Name	Aug-Nov	Feb-May	Total	Remarks
1	DR. SUBHAISH ROY	---	0	0	New Faculty
2	DR. SUBASH LIMBU	---	0	0	New Faculty
3	MS. PARISMITA BORA	---	1	1	Part-Time
4	DR. MILI RANI	---	1	1	New Faculty
5	ER. KANAK CHANDRA BORA	---	1	1	New Faculty
6	MR. ARUP NAMA DAS	---	1	1	New Faculty
7	DR. POLAKSHI B BARUAH	---	1	1	New Faculty
8	MR. RASHIDUZZAM PRODHANI	---	2	2	New Faculty
9	MR. MITRA JYOTI KONWAR	---	2	2	New Faculty
10	MR. NILIM JYOTI GOGOI	---	2	2	New Faculty
11	DR. SANDEEP GUPTA	---	2	2	New Faculty
12	DR. NABARUN PURKAYASTHA	---	4	4	New Faculty
13	DR. ANURADHA SINGHA	1	5	6	Part-Time
14	MS. S LAMEEYA PARWEEN	---	8	8	New Faculty
15	MS. SANGHAMITRA CHOUDHURY	---	11	11	Newly Transferred

Academic Session 2014-15

Faculty with Highest Leave (Peak Period)

SL. NO	FACULTY NAME	AUG-NOV 2014	FEB-MAY 2015	PEAK PERIOD TOTAL	TOTAL LEAVE
1.	MS. SUKANYA KASHYAP	5	53	58	64
2.	MS. PRITAM P GOSWAMI	6	48	54	84
3.	MS PALLABI HAZARIKA	6	46	52	62
4.	DR. PAPIYA DUTTA	13	24	37	42
5.	DR. RANEE DAS	26	10	36	55
6.	DR. SURAJIT KR. NATH	14	20	34	51
7.	DR. ANUP BORDOLOI	13	19	32	37
8.	MS. RESHMI BHATTACHARJEE	7	22	29	40
9.	DR. DURLOV SAIKIA	9	17	26	34
10.	MS SONY KUMARI	6	19	25	57
11.	DR. Y LOKESHWAR SING	3	20	23	43
12.	DR. PARBIN SULTANA	20	2	22	44
13.	DR. BHABANANDA BARUAH	6	15	21	31
14.	MS. FAHMIDA SAHEEN BORA	8	13	21	25
15.	MS. BARNALI SHARMA	10	11	21	34
16.	MR. MANOJ KUMAR SHARMA	8	12	20	26
17.	MS. DIMPLE BHARALI	13	7	20	34
18.	MR. M. HASAN LASKAR	3	17	20	27
19.	MR. MAZHARUL ISLAM	15	5	20	34
20.	DR. DEEPAK KR PRADHAN	11	9	20	40

Departmental Targets for Academic Session 2016-17

Dept of Zoology:

1. Hands on Training on Herpetology in collaboration with the Department of Zoology, Gauhati University.
2. Add on course on Aquarium & Terrarium Preparation, a skill development program, will be provided to each batch so that if someone wants to establish as a Entrepreneur.
3. Hands on Training on Molecular Phylogeny in collaboration with the Indian Institute of Science, Bangalore.
4. Training Program on Genomics and Animal Biotechnology in collaboration with the Jamia Milia University. A letter has been send to the Jamia Milia University .
5. To qualify 10 students for NET Exam and 20 for GATE Exam.

Dept of Botany:

1. 50 students from 1st & 3rd Semester have been selected and are trained for different Competitive Examinations like NET/SLET etc.
2. Develop the Botanical Experimental Garden, Green House and Departmental Library.
3. Up gradation of the Departmental Laboratories.

Dept of Applied Biology:

1. To conduct Workshop on Molecular Biology and Bioinformatics.
2. To conduct Workshop on Food processing, packaging & entrepreneur development.
3. Publish Research paper in journals with good Impact Factor.

Dept of Computer Science & Electronics:

1. Workshop on "Computer Systems-Multi core Architecture" to be conducted
2. Seminar on "Electronics-Nano Technology" with organization under MoU.

Dept of Business Administration:

1. National Seminar on Economic Development with Tezpur University with Edited book.
2. Workshop on Advance Data Analysis with Statistical Tools.

Dept of Commerce & Economics

1. One UGC NET/ SLET (NE) success from the students.
2. To organize one National Seminar in association with Gauhati University.
3. Publication of 22 number of research papers by the faculty members in reputed journal.
4. To conduct two week workshop on Tally for the student community of USTM.

Dept of Social Work

1. To establish department library by the month of January, 2017
2. To establish department level placement cell, by the month of March, 2017
3. To organize North East Social Work Congress (in association with TISS, Guwahati and Tezpur University), by the month of August, 2017

4. To increase the number of students qualifying UGC-NET and JRF from 1 to 3 students this semester
5. To publish departmental magazine by the month of February, 2017

Dept of Sociology:

1. To establish Centre for Tribal Studies.
2. Seminar on Project Design & Proposal preparation.

Dept of Rural Development

1. To Conduct 2 days National Seminar on Sustainable Development Goals: Perspectives from Indian Villages on 30 & 31 January 2017 in association with State Institute of Panchayat & Rural Development.
2. To establish of CORD (Centre of Rural Development) in the vicinity of USTM in order to channelize the villagers which will cover 11 villages.
3. To bring out 1 text book on Rural Development where the 3 faculties will contribute.
4. To set up Departmental Library with minimum 100 books.

Dept of English

1. Invite Guest Lecturers from Jamia Millia Islamia, Gauhati University, IIT Guwahati and Tezpur University
2. To conduct Workshops on Creative Literature.
3. Literary fest covering North East writers and their themes
4. Publication of at least 6 Research Papers in Journals by Faculty members and students

Dept of Library & Information Science:

1. Initiate the process for building an IR (institutional repository) on the model of UGC-Infonet.
2. Conduct a workshop on Library Marketing or Library Software.

Dept of Law:

1. Workshop on "Constitution of India" in collaboration with Gauhati University.
2. Hold Moot Court Competition involving Law colleges affiliated to Gauhati University.
3. Organise North East Law Graduate Conclave-2017

Dept of Education:

1. National Seminar on "Eco-friendly environment & survival" with Aaranyak.
2. National Workshop on "Life Skill Education" with Gauhati University.

Dept of Physics:

1. Planning & application for UGC-SAP programme.

Dept of Public Admin & Political Sc:

1. Workshop on "Changing issues/concepts of Political Science" in collaboration with Indo-Pacific Studies, JNU, New Delhi.
2. Organise Youth Parliament.

LEAVE RULE

ERDF expects faculties and employees of USTM to report to work on all scheduled working days and during all scheduled work hours and to report to work on time. To keep all the Departments running smoothly and efficiently without loss of a single class during the period of academic season it is important that every faculty and other employees shall plan their personal work coinciding with the declared paid holidays.

However ERDF recognizes that even after proper planning the personal work schedule, the faculties and employees may still have to remain away from work in inadvertent, unavoidable and unforeseen situations like illness, bereavement, medical care of family members etc.

Keeping this in view the paid leave policy is designed as follows to protect the academic interest of students and financial interest of the faculties and employees.

1. The paid leave up to 12 days (twelve) days in a calendar year will be admissible to the faculty members. The paid leave of up to 12 days in a calendar year will be available on the ground of illness, bereavement or any personal work of extreme urgency.
2. Only one day paid leave will be admissible per month during the period of semester classes.
3. The day/days of absence in a month caused by any external factor other than natural calamities will be adjusted with admissible paid leave but with prior communication.
4. On a given day the paid leave will be allowed by competent authority taking into consideration the number of other faculties of the Department present so as to manage the classes without affecting the teaching and learning environment in the campus. It is very important to sustain the learning environment in the USTM campus at high level. As such paid leave will be considered only when it is feasible to manage all the classes with adjustments.
5. The faculty members are encouraged to avail the admissible paid leave during the period of study leave and breaks given to student after examination utilizing the saved and unutilized paid leaves during the same calendar year.
6. Faculties/employees will be required to proceed on paid leave only after having the paid leave granted by the competent authority on submission of application in the prescribed leave application form.
7. The Registrar or an officer authorized by the Vice Chancellor will be competent to grant paid leave of one day in a month during the period of Semester classes. Unpaid leave during Semester Classes has to be granted in exceptional circumstances.
8. Any absence without prior leave sanction will be treated as unauthorized absence and will be viewed with disfavor and for each day of unauthorized absence pay cut will be made at the rate of double the gross salary of one day as deterrent.
9. No carry forward of paid leave from one calendar year to another will be admissible. However an employee who has unutilized paid leave in his credit at the end of a calendar year will be entitled to encashment of unutilized paid leave provided that number of unpaid leave(including unauthorized leave) during the semester period is minimal.
10. For three days late attendance in a month one day's salary cut will be affected and for absence in four classes in a month one day's salary cut will be made.
11. Avoiding paid leave is always encouraged and in such cases incentives will be offered by the end of every semester based on their dedication and performance.
12. In the event of death of a parent of an employee paid leave of up to five days in addition to normal paid leave will be granted to perform the last rites.
13. Paid leave of three days may be allowed to an employee for his/her marriage.
14. The above paid leave policy will be applicable to regular staff and officers of administration as well with the condition that it will not have any relationship with the academic season. The leave to be granted to officers and staff will be based on the condition that the normal functioning of administration is not adversely affected.

Faculty having minimum 2 days leave/month during peak period (2015-16)

Sl. No.	Name of the Faculty	Deptt.	Aug'15	Sept'15	Oct'15	Nov'15	Feb'16	Mar'16	Apr'16	May'16	Total
1	Mr. Manoj Kr. Sharma	Public Admin	4	2	2	5	7	11	2	8	41
2	Md. Akkas Ali	Law	Joined on 24 th	4	3	11	4	5	2	6	35
3	Dr. Y Lokeshwar Singh	Zoology	4	2	3	4	14	6	7	11	51
4	Dr. Bhabananda Baruah	Botany	3	3	4	3	3	4	5	6	31
5	Ms. Priyanka Deka	Business Admin	Joined on 10 th	3	2	6	4	5	3	4	27
6	Dr. Pritam Priya Goswami	English	3	2	3	4	On Leave	On Leave	On Leave	3	15

Faculty having minimum 2 days leave/month (Except one or two months) during peak period (2015-16)

Sl. No..	Name of the Faculty	Deptt.	Aug'15	Sept'15	Oct'15	Nov'15	Feb'16	Mar'16	Apr'16	May'16	Total
1	Sarmistha Neog	Law & Research	Joined on 24 th	5	1	8	4	2	7	2	29
2	Mitali Sarma	Law & Research	Joined on 24 th	1	5	2	1	2	3	4	18
3	Dr Mautushi Das	Botany	-	Joined on 14 th	4	1	2	2	1	3	13
4	Dr Polakshi Bhattacharyya Baruah	Economics	3	1	7	1	2	2	3	4	23
5	Ms Sangita Mahanta	Social Work	1	1	2	2	4	3	2	18	33
6	Bibharani Swargiary	Social Work				Joined 18 th	0	2	4	3	9
7	Gautam Gogoi	Library & Info Sc	2	3	1	2	2	2	2	1	15
8	Ameera Y Mazumdar	Law & Research	11	1	19	1	4	3	1	2	31
9	Ms Barnali Das Sharma	Sociology	1	3	2	2	2	2	3	0	15
10	Ms Prateeti Barman	Social Work	On Leave	On Leave	On Leave	On Leave	1	10	2	2	15

PHOTO GALLERY



Shri P B Acharya, Hon'ble Governor of Nagaland handing over the 1st USTM Mission Award 2016 to Dr S C Das, Dean SBOS.




Shri P B Acharya, Hon'ble Governor of Nagaland felicitates Top-20 Performer Faculty -2015-16



Faculties with highest Attendance being felicitated during Annual Performance Day Celebration-2015-16

USTM QUALITY POLICY

“To create a benchmark environment through participatory teaching-learning process by adopting the best practices, receiving feedback from university community for resolving issues and involving other stakeholders for sustainable development to achieve excellence through extensive research & innovation”



Campus view

Please mail your Suggestions, Complains and Advice to:
chairmanerdf@rediffmail.com

Campus Address :

Techno City, Khanapara, Kling Road, Baridua, 9th Mile, Ri-Bhoi, Meghalaya-793101

Ph. 9508 444 000/0361-2895030/098540-23060

E-mail : ustm2011@gmail.com, Web : www.ustm.ac.in

USTM Information Office, Shillong:

Re-do-ria Complex, M.G. Road

Near Meghalaya High Court, Shillong-793001, Ph. 098630-50400

ERDF Office Address :

ERD Foundation, ERDF Bhawan, Sijubari Road Hatigaon, Guwahati-38

Ph. 0361-2235768/098640-26097/096784-36466

Web : www.erdf.edu.in