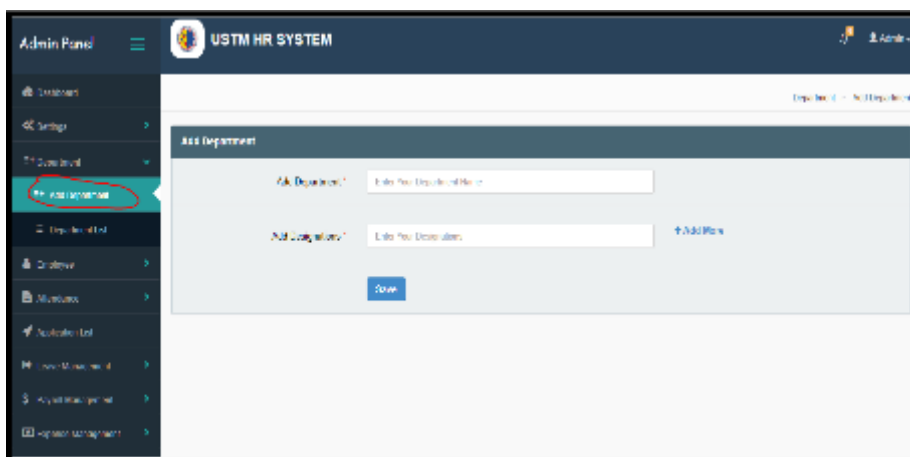


HR & Administration System – Desktop Module

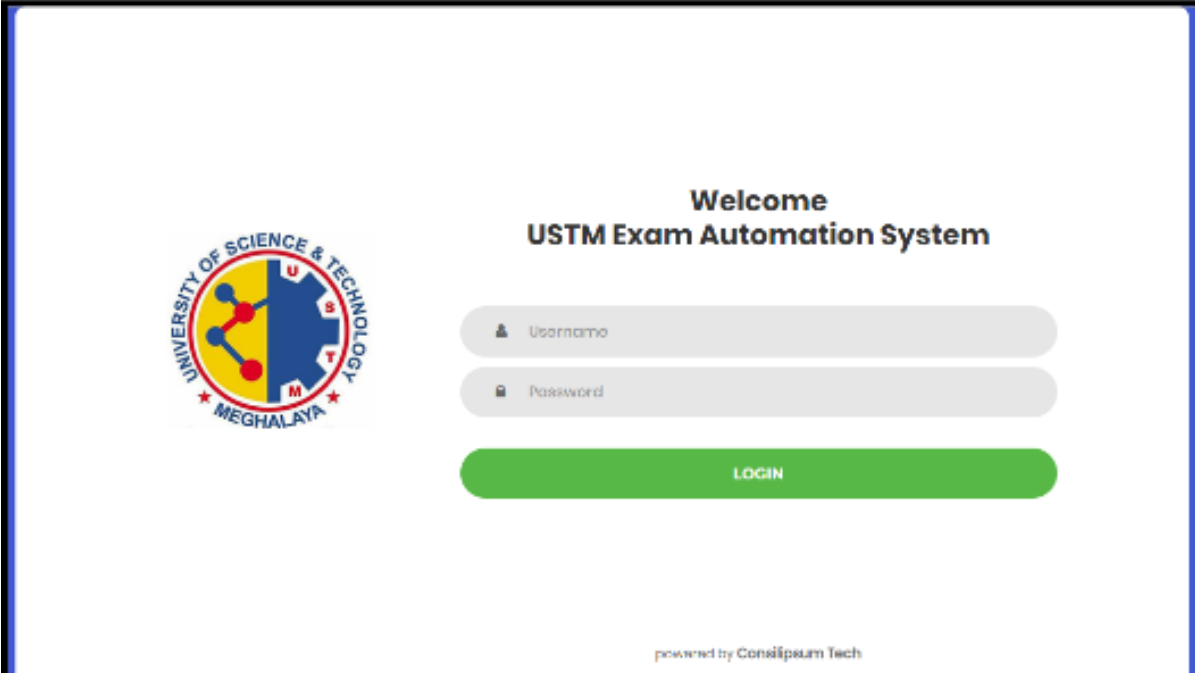


The image shows the login page for the HR Management System. It features a green gradient background. At the top center is the logo of the University of Science and Technology, Meghalaya. Below the logo, the text reads "HR Management System" and "University of Science and Technology, Meghalaya". There are two input fields: "User Name" and "Password". Below these fields is a green "Submit" button.



The image is a screenshot of the "Admin Panel" for the "USTM HR SYSTEM". The left sidebar contains a menu with items: Dashboard, Settings, User List, Add Department (highlighted with a red circle), Department List, Profile, My Tasks, Application List, New Message, Account Settings, and System Management. The main content area is titled "Add Department" and contains two input fields: "Add Department" and "Add Category". Below these fields is a "Save" button. The top right corner shows a user profile icon and the name "Admin".

Examination Management System – Desktop Module



The login page features the University of Science & Technology Meghalaya logo on the left. The logo is circular with a blue and yellow background, containing a stylized 'U' and 'M' and the text 'UNIVERSITY OF SCIENCE & TECHNOLOGY MEGHALAYA'. To the right, the text 'Welcome USTM Exam Automation System' is displayed. Below this, there are two input fields: 'Username' and 'Password', each with a corresponding icon (a person and a lock). A green 'LOGIN' button is positioned below the password field. At the bottom center, it says 'powered by Consipsum Tech'.

Welcome
USTM Exam Automation System

Username

Password

LOGIN

powered by Consipsum Tech



The dashboard is titled 'USTMEMS' and shows the user 'Nungeman Lakor'. It features a sidebar menu with the following categories and items:

- HOME**
 - Dashboard
- MASTER**
 - Registration
 - Update
 - Lot
- MANAGEMENT**
 - Assign Exam
 - Marks
 - Clearance
 - Verification
 - Invigilator
 - Time Table
- ALLOCATION**
 - Master

The main content area displays a large image of a university building with a fountain in the foreground. The text 'powered by Consipsum Tech (P) Ltd.' is visible at the top of the image area.

Student Admission & Support System – Desktop Module

University of Science and Technology, Meghalaya
2019-20 Admission
Student Online Admission Form

- 1 Course Details
- 2 Personal Details
- 3 Address Details
- 4 Education Details
- 5 Document Upload

Course Information

Select the course for which you want to apply and proceed to the next step.

[Download Course Notice](#) |
 [Download Form Fill-up sheet](#) |
 [Form Receipt](#)

Program Applied For (*Required)

Select Program Type

Select Priority One Program (*Required) **Select Priority Two Program (*Required)**

Select Program Select Program

- 1 Course Details
- 2 Personal Details
- 3 Address Details
- 4 Education Details
- 5 Document Upload

Personal Information

Please enter your personal information and proceed to the next step.

<p>Student Name (*Required)</p> <p>Student Name ENTER STUDENT NAME</p>	<p>Email (*Required)</p> <p>Email Enter Email</p>
<p>*Required</p> <p>Mobile no. (SMS will be sent in this mobile no.) Enter 10 digit mobile no</p>	<p>*Required</p> <p>Date of Birth dd/mm/yyyy</p>
<p>Gender (*Required)</p> <p>Select Gender</p>	<p>Guardian Name (*Required)</p> <p>ENTER GUARDIAN NAME</p>
<p>Caste (*Required)</p> <p>Select Caste</p>	<p>Religion (*Required)</p> <p>Select Religion</p>
<p>PWD (*Required)</p> <p>Select PWD Status</p>	<p>Computer Skill (*Required)</p> <p>Select Computer Skill</p>
<p>AADHAAR Number (if available)</p> <p>AADHAAR Number Enter AADHAAR Number</p>	<p>PAN (if available)</p> <p>PAN Enter PAN</p>

- 1 Course Details
- 2 Personal Details
- 3 Address Details
- 4 Education Details
- 5 Document Upload

Address Information

Please enter your address information and proceed to the next step.

Present Address

<p>Street, Block, Area (*Required)</p> <p>Street, Block, Area Enter Street, Block, Area Name</p>	<p>Vill/Town/City (*Required)</p> <p>Vill/Town/City Enter Vill/Town/City</p>
<p>Post Office (*Required)</p> <p>Post Office Enter Post Office</p>	<p>Police Station (*Required)</p> <p>Police Station Enter Police Station</p>
<p>State (*Required)</p> <p>Select State</p>	<p>*Required (District)</p> <p>Select District</p>
<p>Postal PIN (*Required)</p> <p>Postal PIN Enter Postal PIN</p>	

Is your Permanent Address same as your Present Address?

Permanent Address

- 1 Course Details
- 2 Personal Details
- 3 Address Details
- 4 Education Details
- 5 Document Upload

Education Information

Please enter your qualification information and proceed to the next step.

10th Details

<p>Board/University</p> <p>Board/University Enter Board/University Name</p>	<p>Subject Names</p> <p>Subject Names Enter Subject Names</p>
<p>Year of Passing</p> <p>Year of Passing Enter Year of Passing</p>	<p>Percentage</p> <p>Percentage Enter Percentage</p>

12th Details

<p>Board/University</p> <p>Board/University Enter Board/University Name</p>	<p>Subject Names</p> <p>Subject Names Enter Subject Names</p>
--	--

- 1 Course Details
- 2 Personal Details
- 3 Address Details
- 4 Education Details
- 5 Document Upload

Document Upload

Please upload all the needed document and submit.

<p>*Required</p> <p>Candidate Photo (JPG only max 100KB size 480 X 640)</p> <p>Choose File No file chosen</p>	<p>*Required</p> <p>Candidate Signature (JPG only max 50KB size 160 X 640)</p> <p>Choose File No file chosen</p>
<p>*Required</p> <p>Identity Proof (Water ID / AADHAAR / PAN / Any other Document) (JPG only max 500KB)</p> <p>Choose File No file chosen</p>	<p>*Required</p> <p>Address Proof (Water ID / AADHAAR / Any other Document) (JPG only max 500KB)</p> <p>Choose File No file chosen</p>
<p>## if available</p> <p>PAN Card (JPG only max 500KB)</p> <p>Choose File No file chosen</p>	<p>## if not UR</p> <p>Caste Certificate (JPG only max 500KB)</p> <p>Choose File No file chosen</p>

✔

Academic Attendance System – Desktop Module

Attendance Management System
University of Science & Technology, Meghalaya

Username:

Password:

LOGIN

Chalk Board Dashboard

Dashboard

0 Total student present today

0 Total student absent today

0 / 737 Total Absent / Total Present

0 Total Absent / Total Present

Monthly student present (%) report of current year

Course wise Attendance Report of Current Year

Masterclass on Computer Applications 0%

B. Sc. Zoology 43.69%

M. Sc. Zoology 44.40%

Academic Attendance System – Mobile Module

Chalk Board

enter your pin

you can also enter your pin by clicking on and speak

Version 1.8

Hello, Demo Application 2

Server Time : 11 : 55 : 17 AM

October 2019

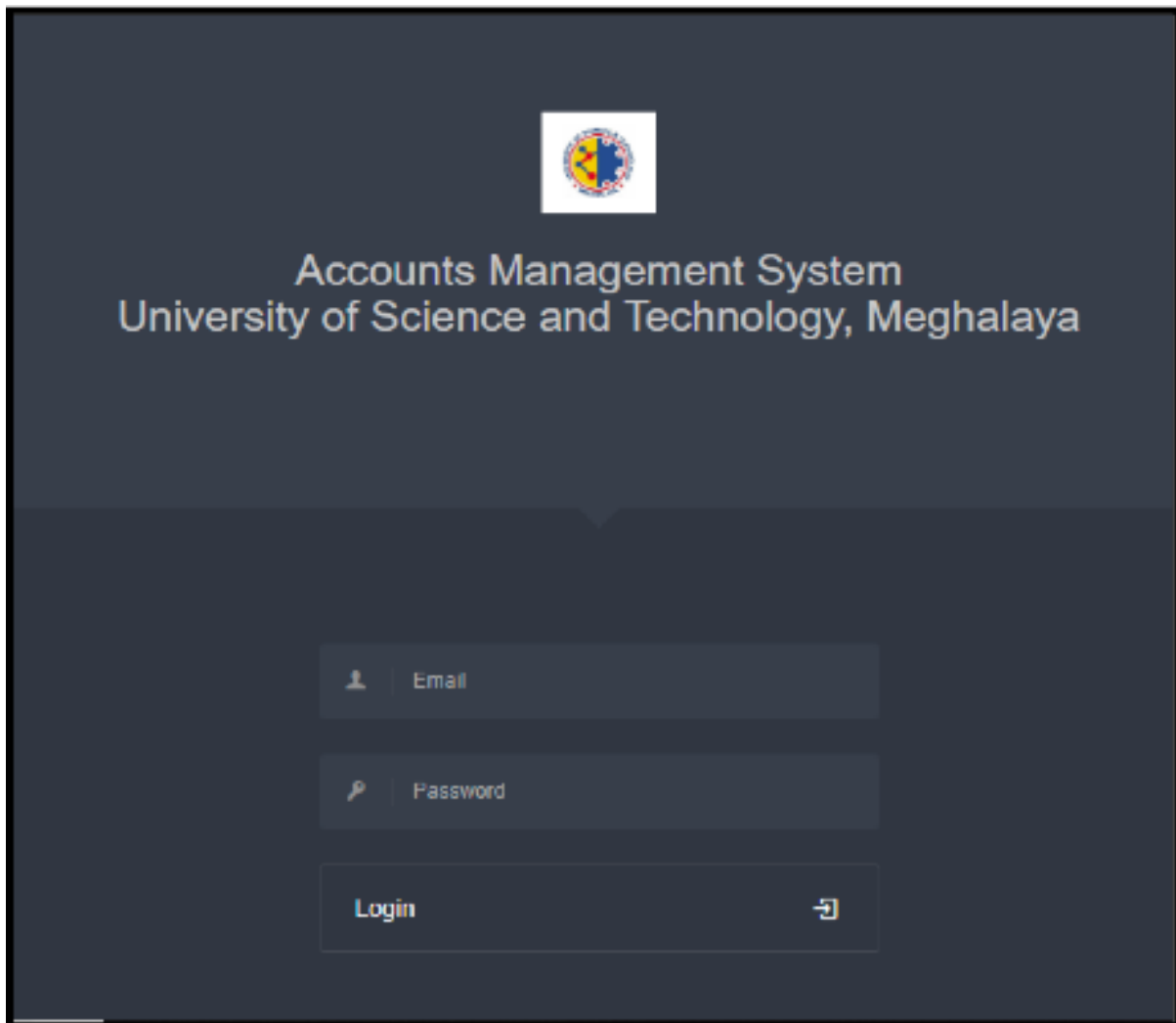
S	M	T	W	T	F	S
		1	2	3	4	5
6	7	8	9	10	11	12
13	14	15	16	17	18	19
20	21	22	23	24	25	26
27	28	29	30	31		

View Routine

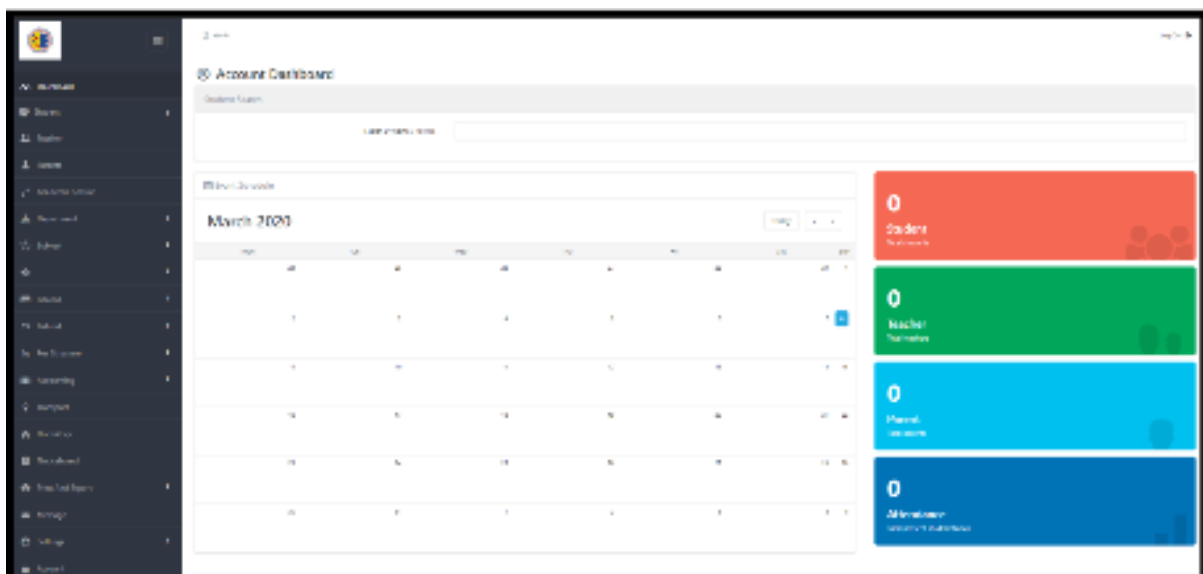
Upload here

View Report

Finance & Accounts Management System – Desktop Module



The login screen features a dark blue background. At the top center is the University of Science and Technology, Meghalaya logo. Below the logo, the text "Accounts Management System" and "University of Science and Technology, Meghalaya" is displayed in a light grey font. The login form consists of three main components: an "Email" input field with a person icon, a "Password" input field with a key icon, and a "Login" button with a right-pointing arrow icon.



The dashboard is titled "Account Dashboard" and includes a "Dashboard Layout" section with a "LAPORATIONS LINK" field. Below this is a "Month: 2023" selector set to "March 2023". A table displays financial data for the month, with columns for days of the week and rows for various categories. To the right of the table are four summary cards, each showing a zero value and a category name.

MON	TUE	WED	THU	FRI	SAT	SUN
1	2	3	4	5	6	7
8	9	10	11	12	13	14
15	16	17	18	19	20	21
22	23	24	25	26	27	28

- 0 Graduate
- 0 Master
- 0 Ph.D.
- 0 M.Phil.